

---

# JOVALIE

Product Specifications	326
Textiles and Options	327
Contrasting Textiles Specifications	328
Contrasting Piping Specifications	328
Product Pages	329
COM Yardage Requirements	333

## JOVALIE PRODUCT SPECIFICATIONS

### LOUNGE

#### FRAME CONSTRUCTION

- Interior frame is constructed of plywood with tenon joints that are glued and stapled for maximum joint stability
- Extreme back is shaped by a 100% recycled plastic shell

#### SEAT CONSTRUCTION

- Seat cushions are attached and feature 5" high grade polyurethane foam placed on a webbed panel

#### BACK & ARM CONSTRUCTION

- Back consists of 2" high grade polyurethane foam stretched over coil springs
- Arms are integrated into the curve of the back and consist of 2" high grade polyurethane foam stretched over plywood frame

#### UPHOLSTERY DETAIL

- Due to dimensional design of the back, stripes and large patterns are not recommended, as they will appear distorted or wavy
- All models feature welt cord framing detail, referred to as piping. Small patterns are not recommended for the piping as it may appear distorted or wavy
- Available with contrasting textile or contrasting piping
- To maintain a soft sit, comfort wrinkles are acceptable with certain textiles
- On larger units, puddling may occur over time with certain textiles

#### MOBILE

- Available with hard or soft 1½" non-locking, dual-wheel casters

#### SWIVEL

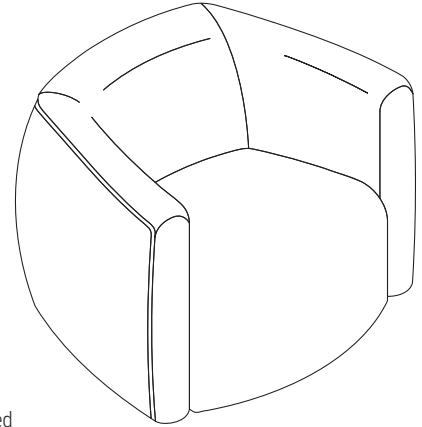
- Metal swivel base is 25" in diameter with rubber glides
- Features 360° swivel

#### GLIDES

- Black, hard, and soft combination glides are standard

#### POWER & USB GROMMETS

- Integrated power grommet available on static models only when CUT-G32 is specified
- UL Listed
- Hardwire and Plug solutions available
- Features 1 power outlet or 1 USB A+C combo ports
- Grommet available in black, white, light grey, and dark grey
- Must be field installed



**TEXTILES**

Grade 1	Cali Entwine Input Melange Ridge Spark Vessel Zig Zag	Grade 2	Bliss Brilliant COM Dolce Dorset Intuition Phrase Pixie Sedona Stencil Strand	Grade 4	Connect Four Masquerade
		Grade 3	COL Silvertex	Grade 5	Mode
				Grade 6	Essence/Ultraleather
				Grade 7	Brisa Brisa Distressed Reef Pro Silica Silica Etch Tottori
				Grade L7	Davenport
				Grade L8	Florence

**POWER/USB GROMMET CUTOUT OPTIONS**

(\$40 list upcharge per location)

CUT-G32L	Cutout, Left
CUT-G32R	Cutout, Right
CUT-G32LR	Cutout, Left & Right
X	No Cutout

Grommets sold separately; reference pages 331-332 for model numbers and pricing.

**CASTERS**

C31	Hard Dual Wheel, Black (standard)
C32	Soft Dual Wheel, Black (add \$74 list)

## TO ORDER CONTRASTING TEXTILE, SPECIFY

---

### JOVALIE

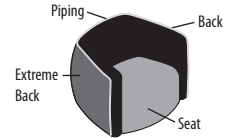
Lounge w/ Contrasting Textile

One Seat page 329

Two Seat page 330

Three Seat page 330

1. Model Number plus "X"
2. Back Textile Grade Number/Cover Number
3. Extreme Back Textile Grade Number/Cover Number
4. Seat Textile Grade Number/Cover Number
5. Piping Textile Grade Number/Cover Number
6. Grommet (when applicable)
7. Casters (when applicable)



Contrasting Upholstery and Piping

## TO ORDER CONTRASTING PIPING, SPECIFY

---

### JOVALIE

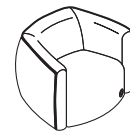
Lounge w/ Contrasting Piping

One Seat page 329

Two Seat page 330

Three Seat page 330

1. Model Number plus "P"
2. Upholstery Textile Grade Number/Cover Number
3. Piping Textile Grade Number/Cover Number
4. Grommet (when applicable)
5. Casters (when applicable)



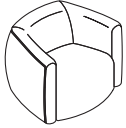
Contrasting Piping

**TO ORDER, SPECIFY:**

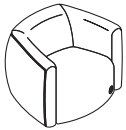
1. Model Number
2. Textile Grade Number
3. Cover Number
4. Grommet (when applicable)
5. Casters (when applicable)

- See page 327 for Jovalie options
  - See page 328 for Contrasting Piping options
- See page 333 for COM textile yardage

**SINGLE SEAT**



Single Seat without Grommet



Single Seat with Grommet

**MODEL NO.**

**GRADE / LIST PRICE**

		1	2/COM	3/COL	4	5	6	7	L7	L8
N94L1A	Single Seat, Static	\$ 3958	4105	4172	4281	4399	4601	4869	6142	6549
N94L1AC	Single Seat, Mobile	4167	4314	4381	4490	4608	4810	5078	6351	6758
N94L1ASM	Single Seat w/ 360° Swivel	4398	4545	4612	4721	4839	5041	5309	6582	6989

**DIMENSIONS**

Width	38½	Seat Height	15¾	Arm Height	26¾	Weight	83
Depth	34	Seat Depth	21	Arm Width	4	Swivel Weight	93
Height	28¾	Seat Width	26¾	Back Height	15½	Cubic Ft.	21.8
				Back Width	17½		

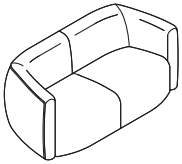
- Grommet cut-outs are only available on static models, in the right or left position
- Contrasting textile option – specify X (i.e., N94L1AX); see page 328. For list pricing, use your electronic specification tool or contact customer service
- Contrasting piping option - specify P (i.e. N94L1AP). For list pricing, use your electronic specification tool or contact customer service
- Contrasting piping only available in National textiles and leathers

**TO ORDER, SPECIFY:**

1. Model Number
2. Textile Grade Number
3. Cover Number
4. Grommet (when applicable)

- See page 327 for Jovalie options
  - See page 328 for Contrasting Piping options
- See page 333 for COM textile yardage

**TWO SEAT**



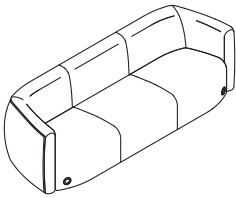
MODEL NO.		GRADE / LIST PRICE									
		1	2/COM	3/COL	4	5	6	7	L7	L8	
N94L2A	Two Seat	\$ 5718	5928	6024	6180	6348	6636	7020	8838	9420	

**DIMENSIONS**

Width	66½	Seat Height	15¾	Arm Height	26¾	Weight	
Depth	34	Seat Depth	21	Arm Width	4	Cubic Ft.	37.6
Height	28¾	Seat Width	54¾	Back Height	15½		
				Back Width	45½		

- Due to the spanning nature of this model, varying degrees of puddling may occur with certain textiles
- Grommet cut-outs are available in the left position, right position, or both for two and three seat models
- A power in-feed is needed for each grommet location
- Contrasting textile option - specify X (i.e., N94L2AX); see page 328. For list pricing, use your electronic specification tool or contact customer service
- Contrasting piping option - specify P (i.e. N94L2AP). For list pricing, use your electronic specification tool or contact customer service
- Contrasting piping only available in National textiles and leathers

**THREE SEAT**



MODEL NO.		GRADE / LIST PRICE									
		1	2/COM	3/COL	4	5	6	7	L7	L8	
N94L3A	Three Seat	\$ 7368	7680	7822	8053	8303	8730	9299	11996	12859	

**DIMENSIONS**

Width	94¾	Seat Height	15¾	Arm Height	26¾	Weight	
Depth	34	Seat Depth	21	Arm Width	4	Cubic Ft.	53.3
Height	28¾	Seat Width	48¾	Back Height	15½		
				Back Width	83¾		

- Due to the spanning nature of this model, varying degrees of puddling may occur with certain textiles
- Grommet cut-outs are available in the left position, right position, or both for two and three seat models
- A power in-feed is needed for each grommet location
- Contrasting textile option - specify X (i.e., N94L3AX); see page 328. For list pricing, use your electronic specification tool or contact customer service
- Contrasting piping option - specify P (i.e. N94L3AP). For list pricing, use your electronic specification tool or contact customer service
- Contrasting piping only available in National textiles and leathers

**TO ORDER, SPECIFY:**

1. Model Number

**POWER ENTRY**

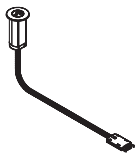


Plug View

MODEL NO.		LIST PRICE	CARTONED WEIGHT	CUBIC FEET
NAC72ELE4H	Electrical Power Entry (Hardwire) + 4WC	\$ 201	1.95 lbs.	0.38
NAC48ELE4P	48" Electrical Power Entry (20 amp Plug)	293	1.95 lbs.	0.38
NAC72ELE4P	72" Electrical power entry (20 amp Plug)	330	2.45 lbs.	0.38

- Specify model number only
- Must be ordered with power or USB grommet
- 1 power entry is necessary to power 1 or multiple units

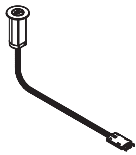
**POWER GROMMET**



NACG32P1ELW	White	\$ 231	1.23 lbs.	0.15
NACG32P1ELB	Black	231	1.23 lbs.	0.15
NACG32P1ELG	Light Grey	231	1.23 lbs.	0.15
NACG32P1ELD	Dark Grey	231	1.23 lbs.	0.15

- Specify model number only
- Must use with power entry
- Features 1 power outlet

**USB A/C GROMMET**




NACG32A1ELPDW	White	\$ 370	1.23 lbs.	0.15
NACG32A1ELPDB	Black	370	1.23 lbs.	0.15
NACG32A1ELPDG	Light Grey	370	1.23 lbs.	0.15
NACG32A1ELPDD	Dark Grey	370	1.23 lbs.	0.15

- Specify model number only
- Must use with power entry
- Features USB A/C combo ports

**TO ORDER, SPECIFY:**

1. Model Number


**POWER GROMMET  
CHICAGO HARDWIRE**



MODEL NO.		LIST PRICE	CARTONED WEIGHT	CUBIC FEET
NACG32PELH6W	White, 6' Length	\$ 322	1.23 lbs.	0.15
NACG32PELH6B	Black, 6' Length	322	1.23 lbs.	0.15
NACG32PELH6G	Light Grey, 6' Length	322	1.23 lbs.	0.15
NACG32PELH6D	Dark Grey, 6' Length	322	1.23 lbs.	0.15

- Specify model number only
- Features 1 power outlet
- No power entry required

**USB A/C GROMMET  
CHICAGO HARDWIRE**



NACG32AELHCW	White, 6' Length	\$ 461	1.23 lbs.	0.15
NACG32AELHCB	Black, 6' Length	461	1.23 lbs.	0.15
NACG32AELHCG	Light Grey, 6' Length	461	1.23 lbs.	0.15
NACG32AELHCD	Dark Grey, 6' Length	461	1.23 lbs.	0.15

- Specify model number only
- Features 2 USB A/C combo ports
- No power entry required



## COM YARDAGE REQUIREMENTS

### COM YARDAGE REQUIREMENTS (54" WIDTH – CUT UP THE ROLL)

MODEL	RAILROADED Contact customer service 800-482-1717 for ydg requirements	NON DIRECTIONAL OR SOLID	1"-4" REPEAT	5"-11" REPEAT	12"-18" REPEAT	COL SQUARE FEET
			4" VERTICAL X 4" HORIZONTAL	11" VERTICAL X 11" HORIZONTAL	18" VERTICAL X 18" HORIZONTAL	
If repeat is larger than 18", contact Customer Service to confirm the correct amount of yardage required						
N94L1A, N94L1AC, N94L1ASM		4.20	5.40	6.90	8.20	83.57
N94L1AX, N94L1ACX, N94L1ASM X	Back	1.80	2.20	3.50	5.20	36.53
	Extreme	2.40	2.70	2.70	3.70	47.04
	Seat	1.40	2.40	2.40	3.10	28.23
	Piping	0.30	0.30	0.30	0.30	4.98
N94L1AP, N94L1ACP, N94L1ASMP	Upholstery	4.20	5.40	6.90	8.20	83.57
	Piping	0.30	0.30	0.30	0.30	4.98
N94L2A		6.00	8.60	10.90	13.70	120.1
N94L2AX	Back	2.50	3.00	4.60	5.20	49.26
	Extreme	3.10	3.60	4.10	4.70	61.99
	Seat	2.50	4.00	4.20	4.80	49.26
	Piping	0.30	0.30	0.30	0.30	6.64
N94L2AP	Upholstery	6.00	8.60	10.90	13.70	120.1
	Piping	0.30	0.30	0.30	0.30	6.64
N94L3A		8.90	11.90	14.50	16.50	177.1
N94L3AX	Back	2.90	3.50	5.80	5.80	57.56
	Extreme	3.90	4.60	5.10	5.70	77.48
	Seat	3.80	4.20	5.00	6.90	75.27
	Piping	0.30	0.30	0.30	0.30	6.64
N94L3AP	Upholstery	8.90	11.90	14.50	16.50	177.1
	Piping	0.30	0.30	0.30	0.30	6.64

