
EKLUND

Product Specifications	144
Textiles and Options	145
Contrasting Textiles Specifications	146
Product Pages	147
Typicals	161
COM Yardage Requirements	164



EKLUND PRODUCT SPECIFICATIONS

FRAME CONSTRUCTION

- Interior frame is constructed of oriented strand board with tenon joints that are glued and stapled for maximum joint stability
- Frames and table platforms are wrapped in high grade polyurethane foam and upholstered

SEAT CONSTRUCTION

- Seat cushions are attached and feature 7" high grade polyurethane foam placed on a plywood panel

BACK & ARM CONSTRUCTION

- Back and arms consist of 4" high grade polyurethane foam which is custom shaped, stretched over web sheet, and attached to frame

PRIVACY PANEL CONSTRUCTION

- Wrapped in high grade polyurethane foam and shipped attached to lounge unit
- Modular units come with panel brackets which are installed in-field and ensure panel to panel alignment
- Media spanner panels feature threaded inserts to accept a TV mount (for up to a 32" flat panel), shipped separately
- Privacy panels are non-tackable

UPHOLSTERY DETAIL

- Due to dimensional design of the back, horizontal stripes and large patterns are not recommended, as they will appear distorted or wavy
- Contrasting textile available on all models, except tables. See page 146 for contrasting locations
- Accent upholstery present on all tables
- Thicker textiles may cause minor puckering on tufted models
- Leather is not recommended for use on curved privacy panels, (i.e. curved extension panel, lounge nook or desk nook)

TABLES / DESK NOOK

- Laminate surfaces are 1 $\frac{3}{8}$ " thick HPL (high pressure laminate) and feature standard 3mm vinyl edge
- Solid surfaces are 1 $\frac{3}{8}$ " thick and feature a flat rim profile, available on square and corner tables

CONSOLE TABLES

- Constructed of $\frac{3}{4}$ " TFL (thermally fused laminate) with a 0.5mm self-edge top panel
- Solid surface models feature TFL vertical panels with 1" thick solid surface tops

TABLET

- 1" thick reversed half-bullnose profile laminate with clear-coated exposed plywood core
- Allows for 90° swivel and writing surface of 11.5"W x 22.5"L
- Attached to the frame with a $\frac{1}{4}$ " steel base plate with machine screws into threaded inserts
- Tablet height is 27 $\frac{1}{2}$ " from floor to top of tablet surface
- Tablet support column is made of steel and always black

ROCKER

- Solid Beech runners are attached to a welded and powder coated steel frame

LOUNGE LEGS

- 8" tall, 1 $\frac{1}{2}$ " inch diameter steel tube powder coated with adjustable glide
- Tapered wood leg is solid Beech and comes in multiple finish options with adjustable glide
- Ships unattached for installation in the field
- Starter models come with standard legs and ganging legs, add-ons come with ganging legs only, and end models come with standard legs only. Unique hardware kits are shipped for proper attachment

GLIDES

- Features 1" adjustable nylon leveling glides
- Soft/non-skid 1" adjustable glides are available for an additional upcharge

FINISH


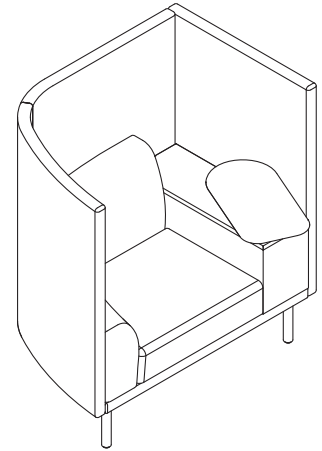
- Features a catalyzed top coat that resists denting, peeling, and reactions to chemicals
- Can be cleaned with a damp cloth

POWER & USB GROMMET

- Power grommet cutout available on lounge nook, desk nook, and laminate console tables
- UL Listed
- Hardwire, plug, and 4-trac solutions available
- Features 1 power outlet and 1 USB A+C combo ports
- Grommet available in black, silver, and white
- Field installable when CUT-G38 is specified
- Tamper resistant and spill proof

UNDERMOUNT & CONVENIENCE OUTLETS

- UL Listed
- Undermount grommet features 1 power outlet and 2 USB (A) ports
- Convenience grommet features 2 power outlets
- Only available in black
- Field installable, units can be placed on the underside of any flat surface



TEXTILES

Grade 1	Cali
	Entwine
	Input
	Melange
	Ridge
	Spark
	Vessel
	Zig Zag

Grade 2	Bliss
	Brilliant
	COM
	Dolce
	Dorset
	Intuition
	Phrase
	Pixie
	Sedona
	Stencil
	Strand

Grade 3	COL
	Silvertex

Grade 4	Connect Four
	Masquerade

Grade 5	Mode
---------	------

Grade 6	Essence/Ultraleather
---------	----------------------

Grade 7	Brisa
	Brisa Distressed
	Reef Pro
	Silica
	Silica Etch
	Tottori

Grade L7	Davenport
----------	-----------

Grade L8	Florence
----------	----------

PAINT COLORS - METAL LEG AND PANEL BRACKET

STANDARD PAINT

437	Cement*	463	Iron*
462	Cinder	400	Linen*
440	Cloud*	454	Morrel*
423	Concrete*	443	Pavestone*
457	Dapple*	455	Quarry*
405	Designer White	420	Sandstone*
450	Fog*	425	Shadow*
109	Fossil*	460	Storm*
488	Frosty White*	419	Wallaby*
461	Graphite*		

METALLIC PAINT (+\$142 LIST)**

514	Carbon Metallic
547	Dark Bronze Metallic
501	Platinum Metallic ¹
503	Satin Nickel Metallic ¹
544	Silver Pearl
504	Taupe Metallic

GALLERY PAINT (+\$142 LIST)**

G2004	Blush	G2001	Moon Beam
G2006	Brick Red	G2010	Naval
G2003	Chive	G2013	Olive Branch
G2002	Dark Blue	G2011	Rustic Sun
G2008	Eucalyptus	G2005	Sangria
G2012	Ginkgo	G2009	Tidewater
G2007	Lavender Ash		

*Extended lead time

**Six week lead time

¹No upcharge on Platinum Metallic or Satin Nickel Metallic

• The following paint colors will receive black screws (where applicable) Brick Red, Carbon Metallic, Chive, Cinder, Concrete, Dark Blue, Dark Bronze Metallic, Fossil, Graphite, Iron, Naval, Quarry, Sangria, Satin Nick, Shadow, Taupe Metallic, and Tidewater

• The following paint colors will receive silver screws (where applicable) Blush, Cement, Cloud, Dapple, Designer White, Eucalyptus, Fog, Frosty White, Ginkgo, Lavender Ash, Linen, Moon Beam, Morrel, Olive Branch, Pavestone, Platinum Metallic, Rustic Sun, Sandstone, Silver Pearl, Storm, and Wallaby

WOOD LEG FINISH COLORS

W793	Acorn	WKN	Kona
WAD	Almond	WMW	Midtown
WMC	Amber	WMH	Mocha
WAC	Autumn	WYO	Monterey
WBZ	Brazilwood	WNM	Natural
WIM	Brighton	WPC	Porcini
WCO	Canyon	WPT	Portico
WCL	Caramel	WPB	Portobello
WCI	Chai	W792	Sable
W462	Cinder	WSC	Sedona
WCC	Cordoba	WSK	Skyline
WCW	Cordovan	WTW	Tribeca
W405	Designer White	WTF	Truffle
WDF	Driftwood	WNW	Tuscan
WHN	Honey	WUW	Urban
WTM	Huntington	WWL	Willow
WDW	Judicial		

SOLID SURFACE TOP OPTIONS

7101	Bisque (Grade A)
7201	Glacier White (Grade A)
7203	Designer White (Grade B)
7204	Silt (Grade B)
7301	Concrete (Grade C)
7302	Deep Night Sky (Grade C)

POWER/USB GROMMET CUTOUT OPTIONS

(\$41 list upcharge per location)

CUT-G38C	G38 Cutout
X	No Grommet

Grommets sold separately; reference page 159 for model numbers and pricing

GLIDES

STD	Standard
C66	Soft (add \$42 list)

LAMINATE COLORS

WOODGRAIN LAMINATE

793	Acorn	MW	Midtown
AD	Almond	MH	Mocha
MC	Amber	YO	Monterey
AC2	Autumn 2	NM	Natural
BZ	Brazilwood	PC	Porcini
IM	Brighton	PT	Portico
CO	Canyon	PB	Portobello
CL	Caramel	792	Sable
CI	Chai	SC	Sedona
CC	Cordoba	SK	Skyline
CW	Cordovan	TW	Tribeca
DF	Driftwood	TF	Truffle
HN2	Honey 2	NW	Tuscan
TM	Huntington	UW	Urban
DW	Judicial	WL	Willow
KN	Kona		

SOLID LAMINATE

462	Cinder	450	Fog
492	Cinder Linear	488	Frosty White
440	Cloud	461	Graphite
457	Dapple	478	Platinum Grey
405	Designer White	425	Shadow
491	Designer White Linear	460	Storm
		419	Wallaby

GALLERY LAMINATE

Grade 1 – 5% upcharge

G1001	Citadel
G1011	Pepperdust

Grade 2 – 6% upcharge

G1002	Planked Raw Oak
G1003	Evening Notte
G1004	Kirsche
G1005	Midnight Run
G1006	Sepia Walnut
G1007	Serotina
G1008	Timeless
G1009	White Nebbia
G1012	Phantom Ecru

• For a complete overview of the surface materials program, see the Surface Materials Reference Guide at www.kimballinternational.com

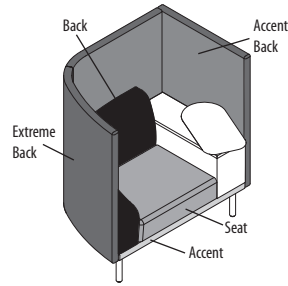
• For special wood finishes, customer-specified paint, customer-specified laminate processes and upcharges, see the Surface Materials Reference Guide at www.kimballinternational.com

TO ORDER CONTRASTING TEXTILE, SPECIFY

EKLUND

Freestanding Lounge with Privacy pages 147-151 Modular Lounge with Privacy page 154

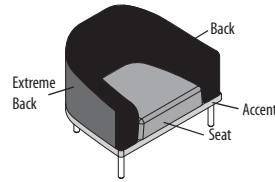
1. Model Number plus "X"
2. Back Textile Grade Number/Cover Number
3. Back Accent Textile Grade Number/Cover Number
4. Extreme Back Textile Grade Number/Cover Number
5. Seat Textile Grade Number/Cover Number
6. Accent Textile Grade Number/Cover Number
7. Grommet (when applicable)
8. Tablet Arm Laminate (when applicable)
9. Laminate Color (when applicable)
10. Panel Bracket Paint (when applicable)
11. Leg Material/Finish
12. Glides



Lounge Nook Contrasting Upholstery

Freestanding Lounge without Privacy page 147 Modular Lounge without Privacy page 152

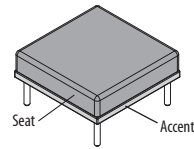
1. Model Number plus "X"
2. Back Textile Grade Number/Cover Number
3. Extreme Back Textile Grade Number/Cover Number
4. Seat Textile Grade Number/Cover Number
5. Accent Textile Grade Number/Cover Number
6. Leg Material/Finish
7. Glides



Lounge Contrasting Upholstery

Freestanding Bench page 151 Modular Bench page 153

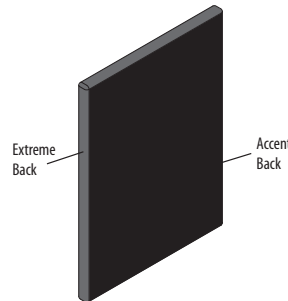
1. Model Number plus "X"
2. Seat Textile Grade Number/Cover Number
3. Accent Textile Grade Number/Cover Number
4. Leg Material/Finish
5. Glides



Bench Contrasting Upholstery

Desk Nook and Curved Extension Panel page 151 Spanner and Extension Panels page 155

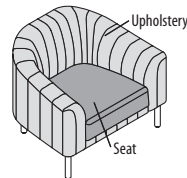
1. Model Number plus "X"
2. Extreme Back Textile Grade Number/Cover Number
3. Back Accent Textile Grade Number/Cover Number
4. Leg Material/Finish (when applicable)
5. Glides



Spanner Panel Contrasting Upholstery

Tufted Models pages 147, 149-150

1. Model Number plus "X"
2. Upholstery Textile Grade Number/Cover Number
3. Seat Textile Grade Number/Cover Number
4. Leg Material/Finish
5. Glides



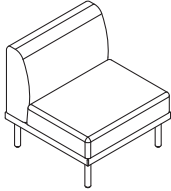
Tufted Contrasting Upholstery

TO ORDER, SPECIFY:

1. Model Number
2. Textile Grade / Cover Number
3. Leg Material / Finish
4. Glide

• See page 145 for Eklund options
 See pages 164-166 for COM textile yardage

FREESTANDING SINGLE SEAT ARMLESS



Single Seat Armless


MODEL NO.		GRADE / LIST PRICE									
		1	2/COM	3/COL	4	5	6	7	L7	L8	
N86LF1M	Single Seat, Armless	\$ 2918	3033	3088	3171	3264	3424	3635	4633	4953	
N86LF1MT	Single Seat, Armless, Tufted	3988	4280	4417	4628	4863	5268	5802	8330	9140	

DIMENSIONS

Width	29	Seat Width	29	Back Width	29	Weight	65
Depth	29	Seat Depth	22¼	Back Height	14½	Cubic Ft.	15.9
Height	30	Seat Height	16¼				

- Legs shipped unattached for installment in the field
- Contrasting textile option – specify X (i.e., N86LF1MX); see page 146. For list pricing, use your electronic specification tool or contact customer service

FREESTANDING SINGLE SEAT WITH ARMS



Tufted Single Seat Arms


MODEL NO.		GRADE / LIST PRICE									
		1	2/COM	3/COL	4	5	6	7	L7	L8	
N86LF1A	Single Seat, Arms	\$ 3273	3403	3464	3557	3662	3842	4079	5203	5563	
N86LF1AT	Single Seat, Arms, Tufted	5001	5381	5560	5834	6140	6668	7364	10656	11711	

DIMENSIONS

Width	38½	Seat Width	24¼	Arm Height	24¼	Back Width	19	Weight	83
Depth	30¼	Seat Depth	20¼	Arm Width	7	Back Height	13¾	Cubic Ft.	20.7
Height	30	Seat Height	16¼						

- Legs shipped unattached for installment in the field
- Contrasting textile option – specify X (i.e., N86LF1AX); see page 146. For list pricing, use your electronic specification tool or contact customer service

FREESTANDING TWO SEAT



Two Seat

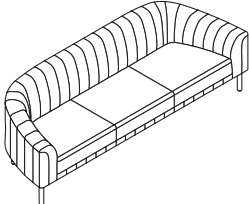
MODEL NO.		GRADE / LIST PRICE									
		1	2/COM	3/COL	4	5	6	7	L7	L8	
N86LF2A	Two Seat	\$ 4697	4884	4973	5108	5259	5519	5862	7484	8004	
N86LF2AT	Two Seat, Tufted	6616	7016	7204	7493	7815	8370	9102	12566	13676	

DIMENSIONS

Width	68	Seat Width	54½	Arm Height	24¼	Back Width	38¼	Weight	150
Depth	30	Seat Depth	20¼	Arm Width	7	Back Height	14½	Cubic Ft.	36.0
Height	30	Seat Height	16¼						

- Legs shipped unattached for installment in the field
- Contrasting textile option – specify X (i.e., N86LF2AX); see page 146. For list pricing, use your electronic specification tool or contact customer service

FREESTANDING THREE SEAT



Tufted Three Seat

MODEL NO.		GRADE / LIST PRICE									
		1	2/COM	3/COL	4	5	6	7	L7	L8	
N86LF3A	Three Seat	\$ 6118	6395	6526	6726	6950	7335	7843	10245	11015	
N86LF3AT	Three Seat, Tufted	8346	8972	9268	9721	10225	11095	12244	17672	19412	

DIMENSIONS

Width	94¼	Seat Width	81	Arm Height	24¼	Back Width	65	Weight	175
Depth	30	Seat Depth	20¼	Arm Width	7	Back Height	14½	Cubic Ft.	49.1
Height	30	Seat Height	16¼						

- Legs shipped unattached for installment in the field
- Contrasting textile option – specify X (i.e., N86LF3AX); see page 146. For list pricing, use your electronic specification tool or contact customer service

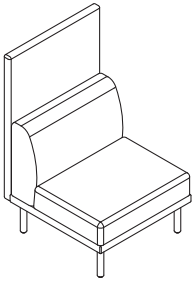
EKLUND

TO ORDER, SPECIFY:

1. Model Number
2. Textile Grade / Cover Number
3. Leg Material / Finish
4. Glide

- See page 145 for Eklund options
- See pages 164-166 for COM textile yardage

**FREESTANDING
SINGLE SEAT
ARMLESS
WITH PRIVACY**



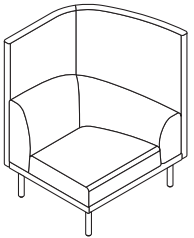
MODEL NO.	GRADE / LIST PRICE										
		1	2/COM	3/COL	4	5	6	7	L7	L8	
N86LF1MP	Single Seat, Armless	\$ 3558	3760	3855	4000	4163	4443	4812	6560	7120	

DIMENSIONS

Width	29	Seat Width	29	Back Width	29	Weight	85
Depth	32	Seat Depth	22½	Back Height	14½	Cubic Ft.	27.8
Height	48	Seat Height	16½				

- Legs shipped unattached for installment in the field
- Contrasting textile option – specify X (i.e., N86LF1MPX); see page 146. For list pricing, use your electronic specification tool or contact customer service

**FREESTANDING
SINGLE SEAT WITH
ARM AND PRIVACY**



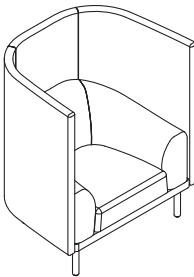
MODEL NO.	GRADE / LIST PRICE										
		1	2/COM	3/COL	4	5	6	7	L7	L8	
N86LF1RP	Single Seat, Right Arm	\$ 3841	4089	4207	4386	4586	4931	5387	7539	8229	
N86LF1LP	Single Seat, Left Arm	3841	4089	4207	4386	4586	4931	5387	7539	8229	

DIMENSIONS

Width	34½	Seat Width	27½	Arm Height	24½	Back Width	21½	Weight	83
Depth	30	Seat Depth	20½	Arm Width	7	Back Height	14½	Cubic Ft.	18.5
Height	48	Seat Height	16½						

- Legs shipped unattached for installment in the field
- For configuring a single booth, use with model N86PVST3636L or N86PVSVT3636L on page 155
- Contrasting textile option – specify X (i.e., N86LF1RPX); see page 146. For list pricing, use your electronic specification tool or contact customer service

**FREESTANDING
SINGLE SEAT ARMS
WITH PRIVACY**



MODEL NO.	GRADE / LIST PRICE										
		1	2/COM	3/COL	4	5	6	7	L7	L8	
N86LF1AP	Single Seat, Arms	\$ 4268	4603	4761	5003	5272	5737	6351	9253	10183	

DIMENSIONS

Width	43	Seat Width	24½	Arm Height	24½	Back Width	19	Weight	103
Depth	32	Seat Depth	20½	Arm Width	7	Back Height	13½	Cubic Ft.	39.7
Height	48	Seat Height	16½						

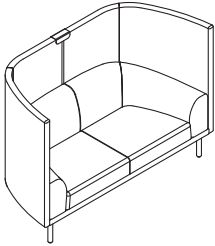
- Legs shipped unattached for installment in the field
- Contrasting textile option – specify X (i.e., N86LF1APX); see page 146. For list pricing, use your electronic specification tool or contact customer service

TO ORDER, SPECIFY:

1. Model Number
2. Textile Grade / Cover Number
3. Panel Bracket Paint Color (if applicable)
4. Leg Material / Finish
5. Glide

• See page 145 for Eklund options
 See pages 164-166 for COM textile yardage

**FREESTANDING
 TWO SEAT
 WITH PRIVACY**



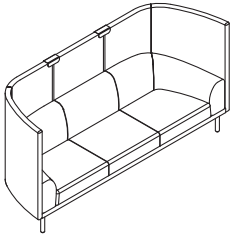
MODEL NO.	GRADE / LIST PRICE										
		1	2/COM	3/COL	4	5	6	7	L7	L8	
N86LF2AP	Two Seat	\$ 5975	6429	6643	6970	7336	7966	8797	12729	13989	

DIMENSIONS

Width	73	Seat Width	54½	Arm Height	24¼	Back Width	38¾	Weight	170
Depth	32	Seat Depth	20¾	Arm Width	7	Back Height	14½	Cubic Ft.	66.5
Height	48	Seat Height	16½						

- Please specify panel bracket paint color
- Legs shipped unattached for installment in the field
- Contrasting textile option – specify X (i.e., N86LF2APX); see page 146. For list pricing, use your electronic specification tool or contact customer service

**FREESTANDING
 THREE SEAT
 WITH PRIVACY**



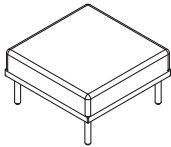
MODEL NO.	GRADE / LIST PRICE										
		1	2/COM	3/COL	4	5	6	7	L7	L8	
N86LF3AP	Three Seat	\$ 7967	8579	8868	9310	9803	10653	11775	17079	18779	

DIMENSIONS

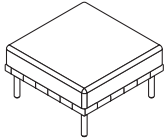
Width	99½	Seat Width	81	Arm Height	24¼	Back Width	65	Weight	195
Depth	32	Seat Depth	20¾	Arm Width	7	Back Height	14½	Cubic Ft.	90.6
Height	48	Seat Height	16½						

- Please specify panel bracket paint color
- Legs shipped unattached for installment in the field
- Contrasting textile option – specify X (i.e., N86LF3APX); see page 146. For list pricing, use your electronic specification tool or contact customer service

**FREESTANDING
 BENCH**



Center Bench



Tufted Center Bench

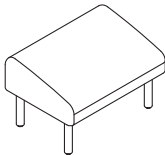
MODEL NO.	GRADE / LIST PRICE										
		1	2/COM	3/COL	4	5	6	7	L7	L8	
N86BF1C	Center, Freestanding	\$ 1992	2075	2114	2174	2240	2355	2507	3225	3455	
N86BF1CT	Center, Freestanding, Tufted	2927	3026	3073	3144	3224	3362	3543	4401	4676	

DIMENSIONS

Width	30¾	Weight	44
Depth	30	Cubic Ft.	9.6
Height	16¾		

- Legs shipped unattached for installment in the field
- Contrasting textile option – specify X (i.e., N86BF1CX); see page 146. For list pricing, use your electronic specification tool or contact customer service

OTTOMAN



MODEL NO.	GRADE / LIST PRICE										
		1	2/COM	3/COL	4	5	6	7	L7	L8	
N86D1	Ottoman	\$ 1565	1601	1618	1644	1673	1723	1789	2101	2201	

DIMENSIONS

Width	26¾	Weight	25
Depth	18¾	Cubic Ft.	5.9
Height	16		

- Legs shipped unattached for installment in the field
- Contrasting textile option – specify X (i.e., N86D1X); see page 146. For list pricing, use your electronic specification tool or contact customer service

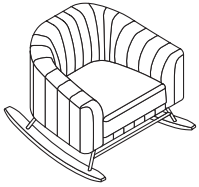
EKLUND

TO ORDER, SPECIFY:

1. Model Number
2. Textile Grade / Cover Number
3. Metal Paint
4. Wood Finish

• See page 145 for Eklund options
See pages 164-166 for COM textile yardage

ROCKER



Tufted Rocker

MODEL NO.

GRADE / LIST PRICE

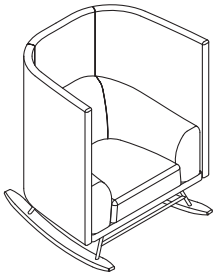
		1	2/COM	3/COL	4	5	6	7	L7	L8
N86RK1A	Rocker	\$ 4697	4827	4888	4981	5086	5266	5503	6627	6987
N86RK1AT	Rocker, Tufted	6326	6706	6885	7159	7465	7993	8689	11981	13036

DIMENSIONS

Width	38½	Seat Width	24¾	Arm Height	24¾	Back Width	19	Weight	146
Depth	39¾	Seat Depth	20¾	Arm Width	7	Back Height	14½	Cubic Ft.	29.7
Height	30	Seat Height	16¾						

- Shipped fully assembled
- Contrasting textile option – specify X (i.e., N86RK1AX); see page 146. For list pricing, use your electronic specification tool or contact customer service

ROCKER WITH PRIVACY



		1	2/COM	3/COL	4	5	6	7	L7	L8
N86RK1AP	Rocker	\$ 5691	6026	6184	6426	6695	7160	7774	10676	11606

DIMENSIONS

Width	43	Seat Width	24¾	Arm Height	24¾	Back Width	19	Weight	156
Depth	30¾	Seat Depth	20¾	Arm Width	7	Back Height	14½	Cubic Ft.	52.0
Height	48	Seat Height	16¾						

- Shipped fully assembled
- Contrasting textile option – specify X (i.e., N86RK1APX); see page 146. For list pricing, use your electronic specification tool or contact customer service

**LOUNGE NOOK
TO ORDER, SPECIFY:**

1. Model Number
2. Textile Grade / Cover Number
3. Grommet
4. Tablet Arm Laminate Color
5. Console Laminate Color
6. Leg Material / Finish
7. Glide

**DESK NOOK
TO ORDER, SPECIFY:**

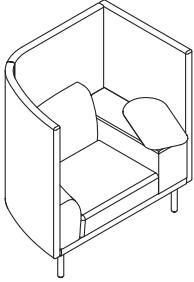
1. Model Number
2. Textile Grade / Cover Number
3. Grommet
4. Worksurface Laminate Color
5. Glide

**CURVED EXTENSION
TO ORDER, SPECIFY:**

1. Model Number
2. Textile Grade / Cover Number
3. Panel Bracket Paint Color
4. Glide

• See page 145 for Eklund options
See pages 164-166 for COM textile yardage

**FREESTANDING
LOUNGE NOOK**



Left Nook


MODEL NO.	GRADE / LIST PRICE	1	2/COM	3/COL	4	5	6	7	L7	L8
		N86PD1TLP Lounge Nook, Left	\$ 5975	6317	6479	6726	7001	7476	8103	11067
N86PD1TRP Lounge Nook, Right		5975	6317	6479	6726	7001	7476	8103	11067	12017

DIMENSIONS

Width	49¼	Seat Width	27¼	Arm Height	24¼	Back Width	20¼	Console Width	10	Weight	100
Depth	32	Seat Depth	20¼	Arm Width	7	Back Height	14½	Console Height	20¼	Cubic Ft.	44.5
Height	48	Seat Height	16¼					Tablet Surface Height	27¼		

- Legs shipped unattached for installment in the field
- Grommet cutout option CUT-G38C is available on all models. For grommet location, see line art for Console Tables on page 157
- Contrasting textile option – specify X (i.e., N86PD1TLPX); see page 146. For list pricing, use your electronic specification tool or contact customer service

**FREESTANDING
DESK NOOK**



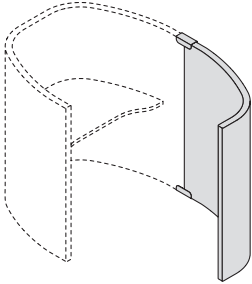
MODEL NO.	GRADE / LIST PRICE	1	2/COM	3/COL	4	5	6	7	L7	L8
		N86NK1PL Desk Nook, Laminate	\$ 5569	5925	6094	6351	6638	7133	7787	10875

DIMENSIONS

Width	49⅞	Desk Width	44⅞	Weight	141
Depth	38⅞	Desk Depth	28	Cubic Ft.	70.3
Height	54	Desk Height	29		

- Power cutout CUT-G38 available in worksurface. See options page 145
- Built in wire manager is standard
- Adjustable leveling glides support privacy panel structure
- Contrasting textile option – specify X (i.e., N86NK1PLX); see page 146. For list pricing, use your electronic specification tool or contact customer service

**CURVED EXTENSION
PANEL**



Right Extension Panel

MODEL NO.	GRADE / LIST PRICE	1	2/COM	3/COL	4	5	6	7	L7	L8
		N86PVECR Curved Panel, Right	\$ 2641	2817	2901	3028	3170	3415	3739	5267
N86PVECL Curved Panel, Left		2641	2817	2901	3028	3170	3415	3739	5267	5757

DIMENSIONS

Width	24⅞	Weight	63
Depth	38⅞	Cubic Ft.	24.4
Height	54		

- For use with desk nook, hardware included for field installation
- Adjustable leveling glides support privacy panel structure
- Contrasting textile option – specify X (i.e., N86PVECRX); see page 146. For list pricing, use your electronic specification tool or contact customer service

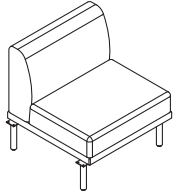
EKLUND

TO ORDER, SPECIFY:

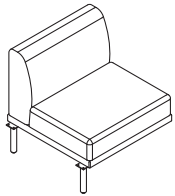
1. Model Number
2. Textile Grade / Cover Number
3. Leg Material / Finish
4. Glide

• See page 145 for Eklund options
See pages 164-166 for COM textile yardage

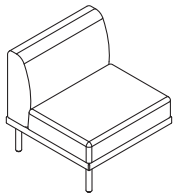
**MODULAR SINGLE SEAT
ARMLESS**



Armless, Starter



Armless, Add-on



Armless, End

**MODEL
NO.**

GRADE / LIST PRICE

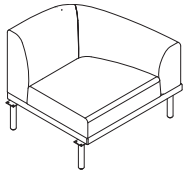
			1	2/COM	3/COL	4	5	6	7	L7	L8
N86LS1M	Armless, Starter	\$	2704	2819	2874	2957	3050	3210	3421	4419	4739
N86LA1M	Armless, Add-On		2562	2677	2732	2815	2908	3068	3279	4277	4597
N86LE1M	Armless, End		2562	2677	2732	2815	2908	3068	3279	4277	4597

DIMENSIONS

Width	29	Seat Width	29	Back Width	29	Weight	65
Depth	29	Seat Depth	22¾	Back Height	14½	Cubic Ft.	15.9
Height	30	Seat Height	16¼				

- When using ganging models, a "Starter" model must be used at the start of a run and an "End" model to end the run. "Add-on" models are used between the starter and end to add additional seats
- Ganging hardware is integrated within the leg design, shipped unattached
- Contrasting textile option – specify X (i.e., N86LS1MX); see page 146. For list pricing, use your electronic specification tool or contact customer service

**MODULAR SINGLE SEAT
WITH ARM**



Left Arm Starter


			1	2/COM	3/COL	4	5	6	7	L7	L8
N86LS1R	Right Arm, Starter	\$	2988	3096	3147	3225	3312	3462	3660	4596	4896
N86LE1R	Right Arm, End		2846	2954	3005	3083	3170	3320	3518	4454	4754
N86LS1L	Left Arm, Starter		2988	3096	3147	3225	3312	3462	3660	4596	4896
N86LE1L	Left Arm, End		2846	2954	3005	3083	3170	3320	3518	4454	4754

DIMENSIONS

Width	34½	Seat Width	27¾	Arm Height	24¼	Back Width	21½	Weight	83
Depth	30	Seat Depth	20¾	Arm Width	7	Back Height	14½	Cubic Ft.	18.5
Height	30	Seat Height	16¼						

- Ganging hardware is integrated within the leg design, shipped unattached
- Contrasting textile option – specify X (i.e., N86LS1RX); see page 146. For list pricing, use your electronic specification tool or contact customer service

MODULAR CORNER



Corner Starter

			1	2/COM	3/COL	4	5	6	7	L7	L8
N86LSCNM	Corner, Starter	\$	3558	3713	3786	3898	4022	4237	4521	5863	6293
N86LACNM	Corner, Add-On		3414	3569	3642	3754	3878	4093	4377	5719	6149
N86LECNM	Corner, End		3414	3569	3642	3754	3878	4093	4377	5719	6149

DIMENSIONS

Width	66	Seat Width	56½	Back Width	56½	Weight	130
Depth	34½	Seat Depth	27¾	Back Height	14½	Cubic Ft.	39.5
Height	30	Seat Height	16¼				

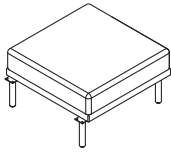
- Ganging hardware is integrated within the leg design, shipped unattached
- Contrasting textile option – specify X (i.e., N86LSCNMX); see page 146. For list pricing, use your electronic specification tool or contact customer service

TO ORDER, SPECIFY:

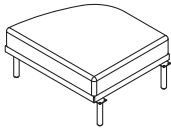
1. Model Number
2. Textile Grade / Cover Number
3. Leg Material / Finish
4. Glide

• See page 145 for Eklund options
 See pages 164-166 for COM textile yardage

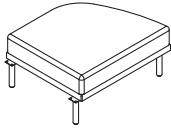
MODULAR BENCH



Center, Starter



Right, Starter



Left, Starter

MODEL NO.

GRADE / LIST PRICE

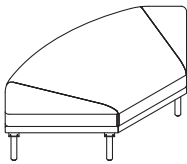
		1	2/COM	3/COL	4	5	6	7	L7	L8
N86BS1C	Center, Starter	\$ 1850	1933	1972	2032	2098	2213	2365	3083	3313
N86BA1C	Center, Add-On	1708	1791	1830	1890	1956	2071	2223	2941	3171
N86BE1C	Center, End	1708	1791	1830	1890	1956	2071	2223	2941	3171
N86BS1R	Right, Starter	1850	1926	1961	2016	2077	2182	2320	2976	3186
N86BE1R	Right, End	1708	1784	1819	1874	1935	2040	2178	2834	3044
N86BS1L	Left, Starter	1850	1926	1961	2016	2077	2182	2320	2976	3186
N86BE1L	Left, End	1708	1784	1819	1874	1935	2040	2178	2834	3044

DIMENSIONS

Width - Center	30¼	Width - Left/Right	35½	Weight	44
Depth - Center	30	Depth - Left/Right	30	Cubic Ft. - Center	11
Height - Center	16¼	Height - Left/Right	16¼	Cubic Ft. - Left/Right	9.6

- Ganging hardware is integrated within the leg design, shipped unattached
- Contrasting textile option – specify X (i.e., N86BS1CX); see page 146. For list pricing, use your electronic specification tool or contact customer service

MODULAR CORNER BENCH



Corner Starter

		1	2/COM	3/COL	4	5	6	7	L7	L8
N86BSCN	Corner, Starter	\$ 2562	2648	2689	2752	2821	2941	3100	3848	4088
N86BACN	Corner, Add-On	2417	2503	2544	2607	2676	2796	2955	3703	3943
N86BECN	Corner, End	2417	2503	2544	2607	2676	2796	2955	3703	3943

DIMENSIONS

Width	67½	Weight	80
Depth	35¼	Cubic Ft.	22.4
Height	16¼		

- Ganging hardware is integrated within the leg design, shipped unattached
- Contrasting textile option – specify X (i.e., N86BSCNX); see page 146. For list pricing, use your electronic specification tool or contact customer service

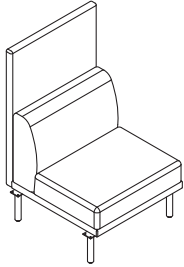
EKLUND

TO ORDER, SPECIFY:

1. Model Number
2. Textile Grade / Cover Number
3. Panel Bracket Paint
4. Leg Material / Finish
5. Glide

• See page 145 for Eklund options
 See pages 164-166 for COM textile yardage

MODULAR SINGLE SEAT WITH PRIVACY



Armless Starter

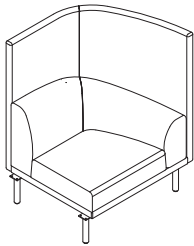
MODEL NO.	GRADE / LIST PRICE										
		1	2/COM	3/COL	4	5	6	7	L7	L8	
N86LS1MP	Armless, Starter	\$ 3414	3616	3711	3856	4019	4299	4668	6416	6976	
N86LA1MP	Armless, Add-On	3273	3475	3570	3715	3878	4158	4527	6275	6835	
N86LE1MP	Armless, End	3273	3475	3570	3715	3878	4158	4527	6275	6835	

DIMENSIONS

Width	29	Seat Width	29	Back Width	29	Weight	85
Depth	32	Seat Depth	22¼	Back Height	14½	Cubic Ft.	27.8
Height	48	Seat Height	16¼				

- Ganging hardware is integrated within the leg design, shipped unattached
- Contrasting textile option – specify X (i.e., N86LS1MPX); see page 146. For list pricing, use your electronic specification tool or contact customer service

MODULAR SINGLE SEAT WITH ARM AND PRIVACY



Left Arm Starter

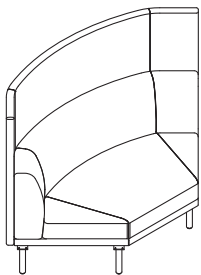
MODEL NO.	GRADE / LIST PRICE										
		1	2/COM	3/COL	4	5	6	7	L7	L8	
N86LS1RP	Right Arm, Starter	\$ 3700	3948	4066	4245	4445	4790	5246	7398	8088	
N86LE1RP	Right Arm, End	3558	3806	3924	4103	4303	4648	5104	7256	7946	
N86LS1LP	Left Arm, Starter	3700	3948	4066	4245	4445	4790	5246	7398	8088	
N86LE1LP	Left Arm, End	3558	3806	3924	4103	4303	4648	5104	7256	7946	

DIMENSIONS

Width	37	Seat Width	27¾	Arm Height	24¼	Back Width	21½	Weight	103
Depth	32	Seat Depth	20¾	Arm Width	7	Back Height	14¼	Cubic Ft.	34.2
Height	48	Seat Height	16¼						

- Ganging hardware is integrated within the leg design, shipped unattached
- Contrasting textile option – specify X (i.e., N86LS1RPX); see page 146. For list pricing, use your electronic specification tool or contact customer service

MODULAR CORNER WITH PRIVACY



Corner Starter

MODEL NO.	GRADE / LIST PRICE										
		1	2/COM	3/COL	4	5	6	7	L7	L8	
N86LSCNMP	Corner, Starter	\$ 4838	5112	5241	5438	5659	6039	6540	8912	9672	
N86LACNMP	Corner, Add-On	4697	4971	5100	5297	5518	5898	6399	8771	9531	
N86LECNMP	Corner, End	4697	4971	5100	5297	5518	5898	6399	8771	9531	

DIMENSIONS

Width	69½	Seat Width	56½	Back Width	56½	Weight	130
Depth	37	Seat Depth	27¾	Back Height	14½	Cubic Ft.	79.8
Height	48	Seat Height	16¼				

- Ganging hardware is integrated within the leg design, shipped unattached
- Contrasting textile option – specify X (i.e., N86LSCNMPX); see page 146. For list pricing, use your electronic specification tool or contact customer service

PRIVACY PANEL TO ORDER, SPECIFY:

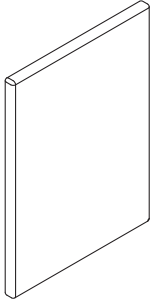
1. Model Number
2. Textile Grade / Cover Number
3. Panel Bracket Paint Color
4. Leg Material / Finish (if applicable)
5. Glide (if applicable)

PANEL WITH TABLE TO ORDER, SPECIFY:

1. Model Number
2. Textile Grade / Cover Number
3. Panel Bracket Paint Color
4. Leg Color
5. Laminate Color
6. Grommet
7. Glide

• See page 145 for Eklund options
See pages 164-166 for COM textile yardage

MODULAR PRIVACY PANEL



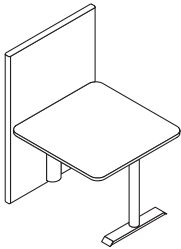
MODEL NO.	GRADE / LIST PRICE										
		1	2/COM	3/COL	4	5	6	7	L7	L8	
N86PVS	Spanner Panel	\$	1139	1229	1272	1337	1409	1534	1699	2479	2729
N86PVE	Extension Panel		1280	1370	1413	1478	1550	1675	1840	2620	2870

DIMENSIONS

Width	29	Weight	45
Depth	2½	Cubic Ft.	2.9
Height - Spanner	40		
Height - Extension	48		

- Spanner panels are supported by the privacy panels of lounge units on either side with four panel connection brackets, installed in field
- Extension panels are supported by the privacy panel of an adjacent lounge model on one side and an included leg on the free end
- Spanner and Extension panels cannot be attached to each other in any variation
- Due to spanner and extension panel attachment, they cannot be added onto lounge units without privacy, or onto benches or tables
- Panels extend the privacy panels of privacy lounge units, therefore, cannot be used on the end of a unit (perpendicular to existing privacy)
- Contrasting textile option – specify X (i.e., N86PVEX); see page 146. For list pricing, use your electronic specification tool or contact customer service

PRIVACY PANEL WITH TABLE



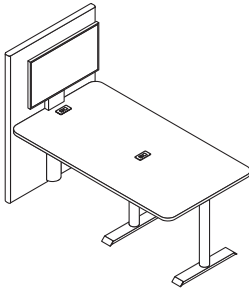
MODEL NO.	GRADE / LIST PRICE										
		1	2/COM	3/COL	4	5	6	7	L7	L8	
N86PVST3636L	36" x 36", Laminate	\$	2876	2993	3048	3133	3227	3390	3604	4618	4943
N86PVST3666L	36" x 66", Laminate		3273	3390	3445	3530	3624	3787	4001	5015	5340

DIMENSIONS

DIMENSIONS				SINGLE SEAT		TWO SEAT	
Width	36	Table Width	36	Weight	118	Weight	183
Single Seat Depth	38¾	Table Height	27¼	Cubic Ft.	10	Cubic Ft.	12
Two Seat Depth	68						
Height	53¾						

- Spanner panels are supported by the privacy panels of adjacent lounge units. Note: Once installed in field, attachment brackets are present on panels of adjacent lounge units
- Laminate worksurface requires field installation
- When grommet cutout CUT-G38 is specified, a 36" unit always receives one cutout and a 66" unit always receives two cutouts
- Electrical kit NACEL4KT5 and a 4-trac power infeed should be specified to power a 66" unit with grommets
- The free end of spanner panel tables are supported by a cylinder base and foot with adjustable glides. Available in all metal colors
- Contrasting textile option – specify X (i.e., N86PVST3636LX); see page 146. For list pricing, use your electronic specification tool or contact customer service

PRIVACY PANEL WITH MEDIA AND TABLE



MODEL NO.	GRADE / LIST PRICE										
		1	2/COM	3/COL	4	5	6	7	L7	L8	
N86PVSVT3636L	36" x 36", Laminate	\$	3298	3415	3470	3555	3649	3812	4026	5040	5365
N86PVSVT3666L	36" x 66", Laminate		3694	3811	3866	3951	4045	4208	4422	5436	5761

DIMENSIONS

DIMENSIONS				SINGLE SEAT		TWO SEAT	
Width	36	Table Width	36	Weight	143	Weight	208
Two Seat Depth	38¾	Table Height	27¼	Cubic Ft.	12	Cubic Ft.	14
Three Seat Depth	68						
Height	53¾						

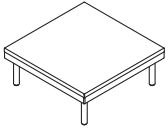
- Spanner panels are supported by the privacy panels of adjacent lounge units. Note: Once installed in field, attachment brackets are present on panels of adjacent lounge units
- Included TV Mount has a 100 lb. weight limit once installed and is shipped separately for field installation
- When grommet cutout CUT-G38 is specified, a 36" unit always receives one cutout 4" from the panel and a 66" unit always receives two cutouts, 4" and 35½" from the panel
- Electrical kit NACEL4KT5 and a 4-trac power infeed should be specified to power a 66" unit with grommets. Convenience outlet NAC03ELUPPC can be specified to power the TV
- Laminate worksurface requires field installation
- Grommet cutout CUT-G38 available in worksurface
- The free end of spanner panel tables are supported by a cylinder base and foot with adjustable glides. Available in all metal colors
- Contrasting textile option – specify X (i.e., N86PVSVT3636LX); see page 146. For list pricing, use your electronic specification tool or contact customer service

TO ORDER, SPECIFY:

1. Model Number
2. Laminate / Solid Surface Color
3. Textile Grade / Cover Number
4. Leg Material / Finish
5. Glide

• See page 145 for Eklund options
 See pages 164-166 for COM textile yardage

**SQUARE
END TABLE**



Freestanding End Table

**MODEL
NO.**

GRADE / LIST PRICE

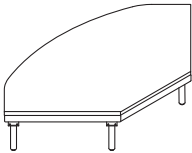
		1	2/COM	3/COL	4	5	6	7	L7	L8
N86T2929ENL	Freestanding, Laminate	\$ 1708	1733	1745	1763	1784	1819	1865	2083	2153
N86T2929ENS	Freestanding, Solid Surface, Grade A	2988	3013	3025	3043	3064	3099	3145	3363	3433
N86TS29EL	Starter, Laminate	1565	1590	1602	1620	1641	1676	1722	1940	2010
N86TS29ES	Starter, Solid Surface, Grade A	2774	2799	2811	2829	2850	2885	2931	3149	3219
N86TA29EL	Add-On, Laminate	1565	1590	1602	1620	1641	1676	1722	1940	2010
N86TA29ES	Add-On, Solid Surface, Grade A	2632	2657	2669	2687	2708	2743	2789	3007	3077
N86TE29EL	End, Laminate	1565	1590	1602	1620	1641	1676	1722	1940	2010
N86TE29ES	End, Solid Surface, Grade A	2632	2657	2669	2687	2708	2743	2789	3007	3077

DIMENSIONS

Width	29	Weight - Laminate	75
Depth	29	Weight - Solid Surface	85
Height	11½	Cubic Ft.	5.3

- For Solid Surface Grades B and C list pricing, use your electronic specification tool or contact customer service
- Legs shipped unattached for installment in the field
- Ganging hardware is integrated within the leg design, shipped unattached (if applicable)

CORNER TABLE



Starter Corner

		1	2/COM	3/COL	4	5	6	7	L7	L8
N86TS10NL	Starter, Laminate	\$ 2562	2576	2583	2594	2605	2625	2652	2776	2816
N86TS10NS	Starter, Solid Surface, Grade A	4126	4140	4147	4158	4169	4189	4216	4340	4380
N86TA10NL	Add-On, Laminate	2417	2431	2438	2449	2460	2480	2507	2631	2671
N86TA10NS	Add-On, Solid Surface, Grade A	3985	3999	4006	4017	4028	4048	4075	4199	4239
N86TE10NL	End, Laminate	2417	2431	2438	2449	2460	2480	2507	2631	2671
N86TE10NS	End, Solid Surface, Grade A	3985	3999	4006	4017	4028	4048	4075	4199	4239

DIMENSIONS

Width	65¾	Weight - Laminate	100
Depth	34¾	Weight - Solid Surface	130
Height	11½	Cubic Ft.	12.8

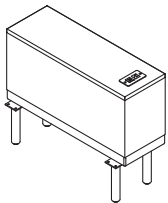
- For Solid Surface Grades B and C list pricing, use your electronic specification tool or contact customer service
- Ganging hardware is integrated within the leg design, shipped unattached

TO ORDER, SPECIFY:

1. Model Number
2. Tablet Arm Laminate (if applicable)
3. Laminate / Solid Surface Color
4. Textile Grade / Cover Number
5. Grommet (if applicable)
6. Leg Material / Finish
7. Glide

• See page 145 for Eklund options
See pages 164-166 for COM textile yardage

CONSOLE TABLE



Starter Console Table, Grommet

MODEL NO.

GRADE / LIST PRICE

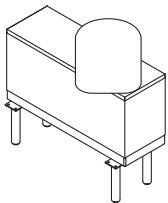
		1	2/COM	3/COL	4	5	6	7	L7	L8
N86TS10CL	Starter, Laminate	\$ 1708	1722	1729	1740	1751	1771	1798	1922	1962
N86TS10CS	Starter, Solid Surface, Grade A	2417	2431	2438	2449	2460	2480	2507	2631	2671
N86TA10CL	Add-On, Laminate	1565	1579	1586	1597	1608	1628	1655	1779	1819
N86TA10CS	Add-On, Solid Surface, Grade A	2276	2290	2297	2308	2319	2339	2366	2490	2530
N86TE10CL	End, Laminate	1565	1579	1586	1597	1608	1628	1655	1779	1819
N86TE10CS	End, Solid Surface, Grade A	2276	2290	2297	2308	2319	2339	2366	2490	2530

DIMENSIONS

Width	10	Weight - Laminate	50
Depth	29	Weight - Solid Surface	60
Height	20¾	Cubic Ft.	5.3

- For Solid Surface Grades B and C list pricing, use your electronic specification tool or contact customer service
- Solid surface models feature laminate vertical panels
- Ganging hardware is integrated within the leg design, shipped unattached
- Grommet cutout option CUT-G38C is available on laminate models

TABLET CONSOLE TABLE



Left Starter Tablet Console Table

		1	2/COM	3/COL	4	5	6	7	L7	L8
N86TS10CTLL	Starter, Laminate, Left	\$ 1992	2006	2013	2024	2035	2055	2082	2206	2246
N86TS10CTRL	Starter, Laminate, Right	1992	2006	2013	2024	2035	2055	2082	2206	2246
N86TA10CTLL	Add-On, Laminate, Left	1850	1864	1871	1882	1893	1913	1940	2064	2104
N86TA10CTRL	Add-On, Laminate, Right	1850	1864	1871	1882	1893	1913	1940	2064	2104
N86TE10CTLL	End, Laminate, Left	1850	1864	1871	1882	1893	1913	1940	2064	2104
N86TE10CTRL	End, Laminate, Right	1850	1864	1871	1882	1893	1913	1940	2064	2104

DIMENSIONS

Width	10	Tablet Surface Height	27¾	Weight	70
Depth	28¾			Cubic Ft.	4.9
Height	20¾				

- Tablet support column is always black
- Ganging hardware is integrated within the leg design, shipped unattached
- Grommet cutout option CUT-G38C is available on all models. For grommet location, see line art for Console Tables

TO ORDER, SPECIFY:

1. Model Number

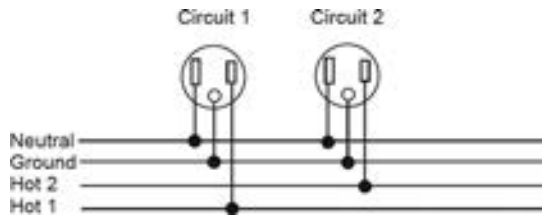
POWER ENTRY



Plug View

MODEL NO.		LIST PRICE		CARTONED WEIGHT	CUBIC FEET
NAC72ELE4H	Electrical Power Entry (Hardwire) + 4WC	\$ 207	Circuits 1 and 2	1.95 lbs.	0.38
NAC48ELE4P	48" Electrical Power Entry (20 amp Plug)	302	Circuit 1	1.95 lbs.	0.38
NAC72ELE4P	72" Electrical power entry (20 amp Plug)	340	Circuit 1	2.45 lbs.	0.38

- Specify model number only
- Must be ordered with power or USB grommet and electrical kits
- 1 power entry is necessary to power 1 or multiple units



ELECTRICAL KITS

NACEL4KTB5	H-Block	\$ 42		1 lbs.	0.25
NACEL4KTB1	H-Block, 12" Jumper Male / Male	208		1.1 lbs.	0.28
NACEL4KTB2	H-Block, 31" Jumper Male / Male	231		1.3 lbs.	0.33
NACEL4KTB3	H-Block, 37" Jumper Male / Male	238		1.36 lbs.	0.36
NACEL4KTB4	H-Block, 47" Jumper Male / Male	252		1.4 lbs.	0.39

- Specify model number only
- Use specification guide below to determine necessary power kits for each unit in a configuration
- Reference typicals on pages 161-163 for visual representation

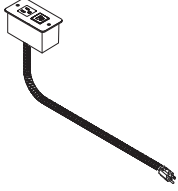
ELECTRICAL KIT SPECIFICATION GUIDE

MODULAR COMPONENT	4-TRAC KIT NEEDED	QUANTITY
Console Tables	NACEL4KTB1	1
End Tables, Center Bench, Armless Lounge	NACEL4KTB2	1
Single Arm Lounge, Left and Right Bench	NACEL4KTB3	1
Corner Lounge, Benches and Tables	NACEL4KTB4	1
Spanner Panel with Table, 36" Table	NACEL4KTB5	1
Spanner Panel with Table, 66" Table	NACEL4KTB5	1

TO ORDER, SPECIFY:

- 1. Model Number

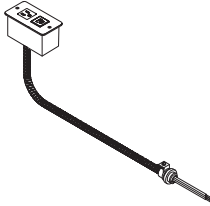
POWER/USB GROMMET - PLUGGED



MODEL NO.		LIST PRICE	CARTONED WEIGHT	CUBIC FEET
NACG38AELPGB	Black	\$ 527	1.5 lbs.	0.3
NACG38AELPGS	Silver	527	1.5 lbs.	0.3
NACG38AELPGW	White	527	1.5 lbs.	0.3

- Features 1 power outlet and 1 USB (A+C) combo ports
- Includes black 108" long 3-prong power cord
- Power outlet provides 15 amps

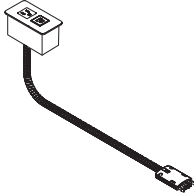
POWER/USB GROMMET HARDWIRE



NACG38AELHCB	Hardwire, Black	\$ 634	1.75 lbs.	0.3
NACG38AELHCS	Hardwire, Silver	634	1.75 lbs.	0.3
NACG38AELHCW	Hardwire, White	634	1.75 lbs.	0.3

- Features 1 power outlet and 1 USB (A+C) combo ports
- Metal conduit hardwire is 108" long
- Power outlet provides 15 amps

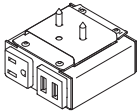
POWER/USB GROMMET 4-TRAC



NACG38AELPDB	Black	\$ 624	2.0 lbs.	0.3
NACG38AELPDS	Silver	624	2.0 lbs.	0.3
NACG38AELPDW	White	624	2.0 lbs.	0.3

- Non-sequential daisy chain solution
- Must use with power entry and electrical kit
- Features 1 power outlet and 1 USB (A+C) combo ports
- 36" long cord
- Up to 20 grommets can be linked together for each power entry

UNDERMOUNT USB POWER UNIT



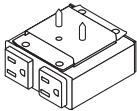
NAC03ELUPDC	Black only	\$ 392	2 lbs.	0.3
-------------	------------	--------	--------	-----

DIMENSIONS

Width	3
Depth	3
Height	1½

- Can be mounted to the underside of any flat surface
- Features 1 power outlet and 2 USB (A) ports
- 72" 15 amp cord

UNDERMOUNT MINI-TAP OUTLET



NAC03ELUPPC	Black only	\$ 163	1.2 lbs.	2.3
-------------	------------	--------	----------	-----

DIMENSIONS

Width	3
Depth	3
Height	1½

- Available to power TV on 66" Privacy Panel with Media and Table

TO ORDER, SPECIFY:

1. Model Number
2. Paint (when applicable)

	MODEL NO./DESCRIPTION	LIST PRICE	DIMENSIONS			CARTONED WEIGHT	CUBIC FEET
			D	W	H		
UNDERSURFACE WIRE MANAGER	NAC17WMH Black	\$ 76	2½	17	4¼	3 lbs.	0.5

- Recommended for use on desk nook



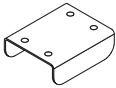
PANEL GANGING BRACKET

N86SBKT	Single Panel Connection Bracket	\$ 137	2½	6	2	1 lbs.	1.0
N86DBKT	Double Panel Connection Bracket	246	4¾	6	2	1.5 lbs.	0.3

- For use when ganging two freestanding units that feature privacy panels
- Single Bracket for use when ganging two panels end-to-end, see typicals on page 162
- Double bracket for use when ganging two panels back-to-back, see typicals on pages 161-162
- Installation instructions and necessary hardware included
- Available in all metal paint colors



Single Bracket

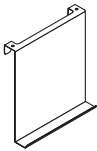


Double Bracket

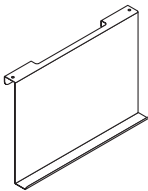
MAGNETIC MARKER BOARD

	MARKER TRAY DEPTH						
		D	W	H	Weight	Cubic Feet	
N86MBS1618	Marker Board, Small	\$ 513	5½	16	18	2¼	8 lbs. 1.9
N86MBS2820	Marker Board, Large	616	5½	28	20	2¼	16 lbs. 3.2

- For use on any flat span of privacy panel
- Made from 14 gauge sheet metal and painted with writable designer white powder-coat
- Marker boards can be permanently attached with flathead Phillips #14x1 screws



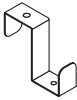
Small Marker Board

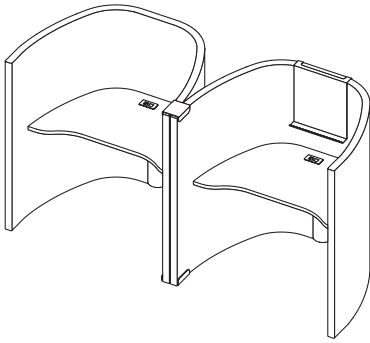


Large Marker Board

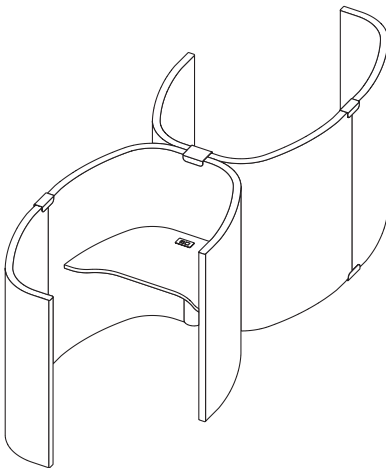
HOOK	N86CH	Hook	\$ 206	1½	4¾	4	0.3 lbs.	0.3
-------------	-------	------	--------	----	----	---	----------	-----

- For use on any privacy panel
- Available in all metal paint colors
- A hook can be permanently attached with a flathead Phillips #14x1 screw



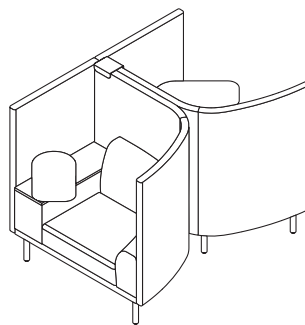
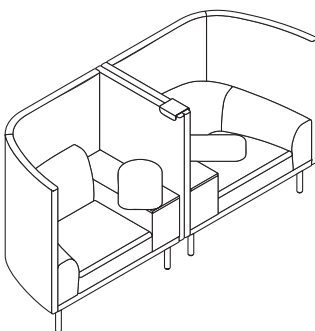


MODEL NO.	QUANTITY	DESCRIPTION	GRADE 1 LIST PRICE
N86NK1PL	(2)	Desk Nook (with grommet cutout)	\$ 5610 ea
N86DBKT	(2)	Double Panel Connection Bracket	246 ea
N86MBS1618	(1)	Magnetic Marker Board	513
NACG38AELPGB	(2)	Power/USB Grommet Plug	527 ea
NAC03ELUPPC	(2)	Convenience Mini-Tap Outlet	163 ea
Total			\$ 13,605



MODEL NO.	QUANTITY	DESCRIPTION	GRADE 1 LIST PRICE
N86NK1PL	(2)	Desk Nook (with grommet cutout)	\$ 5610 ea
N86PVECL	(2)	Curved Extension Panel, Left	2641 ea
N86DBKT	(2)	Double Panel Connection Bracket	246 ea
NACG38AELPGB	(2)	Power/USB Grommet Plug	527 ea
NAC03ELUPPC	(2)	Convenience Mini-Tap Outlet	163 ea
Total			\$ 18,374

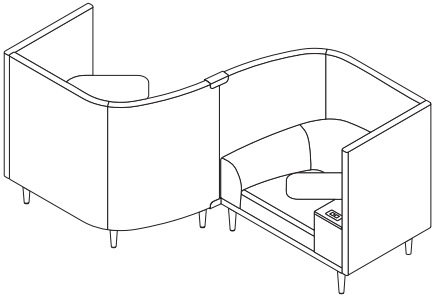
*Connection brackets are shipped with curved extension panels models, N86PVECL and N86PVECR, for attachment to desk nook



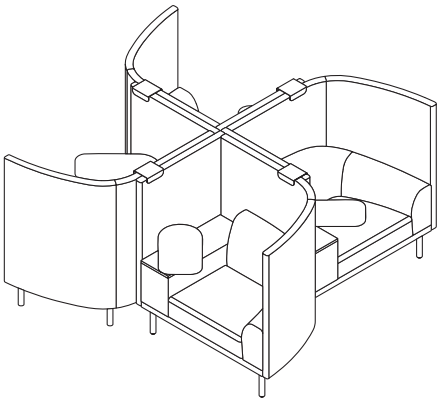
MODEL NO.	QUANTITY	DESCRIPTION	GRADE 1 LIST PRICE
N86PD1TLP	(1)	Lounge Nook, Left (with grommet cutout)	\$ 6016
N86PD1TRP	(1)	Lounge Nook, Right (with grommet cutout)	6016
N86DBKT	(2)	Double Panel Connection Bracket	246 ea
NACG38AELPDB	(2)	Power/USB Grommet 4-trac	624 ea
NACEL4KTB1	(1)	H-Block, 12" Jumper Male/Male	208
NACEL4KTB5	(1)	H-Block	42
NAC48ELE4P	(1)	48" Power Entry	302
Total			\$ 14,324

*Both configurations pictured to the left can be accomplished with the specifications listed above


EKLUND



MODEL NO.	QUANTITY	DESCRIPTION	GRADE 1 LIST PRICE
N86PD1TLP	(2)	Lounge Nook, Left (with grommet cutout)	\$ 6016 ea
N86SBKT	(2)	Single Panel Connection Bracket	137 ea
NACG38AELPGB	(2)	Power/USB Grommet Plug	527 ea
Total			\$ 13,360

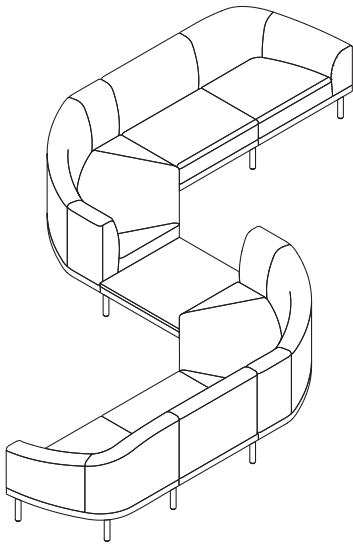


MODEL NO.	QUANTITY	DESCRIPTION	GRADE 1 LIST PRICE
N86PD1TRP	(4)	Lounge Nook, Right (with grommet cutout)	\$ 6016 ea
N86DBKT	(8)	Double Panel Connection Bracket	246 ea
NACG38AELPDB	(4)	Power/USB Grommet 4-trac	624 ea
NACEL4KTB1	(3)	H-Block, 12" Jumper Male/Male	208 ea
NACEL4KTB5	(1)	H-Block	42
NAC48ELE4P	(1)	48" Power Entry	302
Total			\$ 29,496

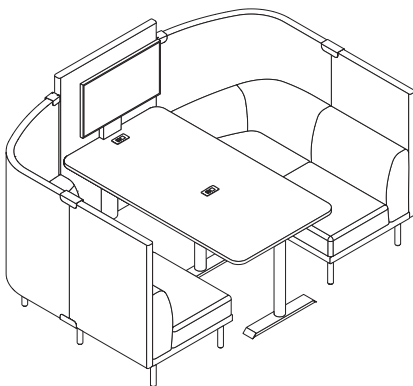


Shown with power grommet options

MODEL NO.	QUANTITY	DESCRIPTION	GRADE 1 LIST PRICE
N86TS10CTLL	(1)	Tablet Console Table, Left, Starter (with grommet cutout)	\$ 2033
N86LA1MP	(2)	Armless Single Seat w/ Privacy, Add-On	3273 ea
N86LACNMP	(1)	Corner Lounge w/ Privacy, Add-On	4697
N86LA1M	(1)	Armless Single Seat, Add-On	2562
N86TA10CL	(1)	Console Table, Add-On (with grommet cutout)	1606
N86LE1M	(1)	Armless Single Seat, End	2562
NACEL4KTB1	(2)	1 H-Block, 12" Jumper Male/Male	208 ea
NACEL4KTB2	(4)	1 H-Block, 31" Jumper Male/Male	231 ea
NACEL4KTB4	(1)	1 H-Block, 47" Jumper Male/Male	252
NACG38AELPDB	(2)	Power/USB Grommet 4-trac	624 ea
NAC48ELE4P	(1)	48" Power Entry	302
Total			\$ 23,148



MODEL NO.	QUANTITY	DESCRIPTION	GRADE 1 LIST PRICE
N86LS1L	(1)	Single Seat, Left Arm, Starter	\$ 2988
N86LA1M	(2)	Single Seat, Armless, Add-On	2562 ea
N86LACNM	(2)	Corner Lounge, Add-On	3414 ea
N86TA29EL	(1)	Square End Table, Add-On, Laminate	1565
N86LE1L	(1)	Single Seat, Left, End	2846
Total			\$ 19,351



Shown with power grommet options

MODEL NO.	QUANTITY	DESCRIPTION	GRADE 1 LIST PRICE
N86LE1MP	(2)	Modular Single Seat w/ Privacy, End	\$ 3273 ea
N86LS1RP	(1)	Modular Single Seat w/ Arm and Privacy, Right	3700
N86LS1LP	(1)	Modular Single Seat w/ Arm and Privacy, Left	3700
N86PVSVT3666L	(1)	Modular Privacy Panel w/ Media and Table, 66" Laminate (w/ CUT-G38C Grommet Cut-out)	3735
NACG38AELPDB	(2)	Power/USB Grommet - 4-trac, Black	624 ea
NACEL4KTb5	(1)	H-Block	42
NAC48ELE4P	(1)	48" Power Entry	302
NAC03ELUPPC	(1)	Convenience Mini-Tap Outlet	163
Total			\$ 19,436

COM YARDAGE REQUIREMENTS

COM YARDAGE REQUIREMENTS (54" WIDTH – CUT UP THE ROLL)

MODEL	RAILROADED Contact customer service 800-482-1717 for ydg requirements	NON DIRECTIONAL OR SOLID	1"-4" REPEAT	5"-11" REPEAT	12"-18" REPEAT	COL SQUARE FEET
			4" VERTICAL X 4" HORIZONTAL	11" VERTICAL X 11" HORIZONTAL	18" VERTICAL X 18" HORIZONTAL	
If repeat is larger than 18", contact Customer Service to confirm the correct amount of yardage required						
N86BA1C, N86BE1C, N86BF1C, N86BS1C		2.30	2.90	3.70	5.00	45.94
N86BA1CX, N86BE1CX, N86BF1CX, N86BS1CX	Accent Seat	0.70 1.70	1.10 2.10	1.60 2.40	2.60 3.00	13.84 33.76
N86BF1CT		2.72	3.10	3.60	4.60	54.24
N86BF1CTX	Accent Seat	1.17 1.69	1.30 2.00	1.50 2.40	2.00 3.10	23.24 33.76
N86BACN, N86BECN, N86BSCN		2.40	3.90	5.60	9.00	48.15
N86BACNX, N86BECNX, N86BSCNX	Accent Seat	0.80 1.90	1.50 2.90	2.20 3.80	3.60 6.00	15.5 37.63
N86BE1L, N86BE1R, N86BS1L, N86BS1R		2.10	2.50	3.70	5.00	40.95
N86BE1LX, N86BE1RX, N86BS1LX, N86BS1RX	Accent Seat	0.80 1.50	1.00 2.00	1.60 2.40	2.60 3.00	14.94 30.44
N86D1		1.00	1.00	1.70	2.70	19.92
N86LA1M, N86LE1M, N86LF1M, N86LS1M		3.20	4.00	5.30	6.00	64.2
N86LA1MX, N86LE1MX, N86LF1MX, N86LS1MX	Accent Seat Back Extreme	0.70 1.30 0.80 0.70	0.60 1.80 1.00 0.90	1.60 2.20 2.10 1.20	2.60 2.60 2.20 1.30	13.84 24.9 16.6 14.39
N86LF1MT		8.08	8.70	9.40	10.00	161.05
N86LF1MTX	Seat Upholstery	1.28 6.92	1.80 7.20	2.20 8.10	2.60 8.30	25.46 137.81
N86LA1MP, N86LE1MP, N86LF1MP, N86LS1MP		5.60	6.40	7.70	9.00	111.79
N86LA1MPX, N86LE1MPX, N86LF1MPX, N86LS1MPX	Accent Seat Back Extreme Back Accent	0.70 1.30 1.50 1.30 1.30	1.10 1.80 1.70 1.60 1.50	1.60 2.20 2.20 2.70 1.50	2.60 2.60 2.80 2.50 2.10	13.84 25.46 29.33 26.57 24.9
N86LACNM, N86LECNM, N86LSCNM		4.30	5.60	10.20	12.60	86.34
N86LACNMX, N86LECNMX, N86LSCNMX	Accent Seat Back Extreme	0.80 1.40 1.80 1.40	1.30 1.90 2.10 1.60	2.20 2.80 3.10 3.00	3.60 4.10 3.40 3.20	15.5 27.67 36.53 27.12
N86LACNMP, N86LECNMP, N86LSCNMP		7.60	9.90	16.40	19.00	152.2
N86LACNMPX, N86LECNMPX, N86LSCNMPX	Accent Seat Back Extreme Back Accent	0.60 1.40 2.00 2.70 2.40	0.90 1.90 2.60 3.00 2.70	1.30 2.80 4.10 4.90 4.00	2.10 4.00 5.90 6.60 5.00	11.62 27.67 39.29 53.13 48.15
N86LE1L, N86LE1R, N86LS1L, N86LS1R		3.00	4.70	6.20	6.60	59.77
N86LE1LX, N86LE1RX, N86LS1LX, N86LS1RX	Accent Seat Back Extreme	0.80 1.10 1.40 1.20	1.10 1.30 1.70 1.40	1.60 1.70 2.20 1.80	2.60 2.10 2.40 2.10	14.94 21.58 27.67 23.8
N86LE1LP, N86LE1RP, N86LF1LP, N86LF1RP, N86LS1LP, N86LS1RP		6.90	8.90	10.40	14.00	137.25
N86LE1LPX, N86LE1RPX, N86LS1LPX, N86LS1RPX	Accent Seat Back Extreme Back Accent	0.40 1.10 1.60 2.60 2.40	0.60 1.40 2.30 3.00 2.70	1.00 1.90 2.80 3.40 2.80	1.60 2.10 3.20 4.50 3.60	8.3 21.58 32.65 52.02 48.15
N86LF1A, N86RK1A		3.60	5.50	7.40	8.00	71.95

EKLUND

COM YARDAGE REQUIREMENTS

COM YARDAGE REQUIREMENTS (54" WIDTH – CUT UP THE ROLL)

MODEL	RAILROADED Contact customer service 800-482-1717 for ydg requirements	NON DIRECTIONAL OR SOLID	1"-4" REPEAT	5"-11" REPEAT	12"-18" REPEAT	COL SQUARE FEET
			4" VERTICAL X 4" HORIZONTAL	11" VERTICAL X 11" HORIZONTAL	18" VERTICAL X 18" HORIZONTAL	
If repeat is larger than 18", contact Customer Service to confirm the correct amount of yardage required						
N86LF1AX, N86RK1AX	Accent	0.70	1.10	1.60	2.60	13.84
	Seat	1.20	1.50	1.90	2.30	23.24
	Back	1.60	1.90	2.40	3.20	32.1
	Extreme	1.60	1.90	2.40	2.70	32.65
N86LF1AP, N86RK1AP		9.30	11.40	13.00	15.60	184.29
N86LF1APX, N86RK1APX	Accent	0.30	0.40	0.70	1.10	4.98
	Seat	1.20	1.50	1.90	2.30	23.24
	Back	1.90	2.70	3.30	4.20	38.19
	Extreme	3.90	4.40	4.90	6.60	78.03
	Back Accent	3.60	3.90	4.00	5.00	71.39
N86LF1AT, N86RK1AT		10.56	11.30	12.70	14.00	210.31
N86LF1ATX, N86RK1ATX	Seat	1.08	1.50	1.90	2.50	21.58
	Upholstery	9.50	10.00	11.20	12.50	189.28
N86LF2A		5.20	8.40	9.90	13.00	103.49
N86LF2AX	Accent	1.00	1.50	2.20	3.60	19.37
	Seat	1.70	2.30	2.80	3.10	33.76
	Back	2.10	2.90	4.00	4.40	41.51
	Extreme	2.20	2.70	3.30	4.00	43.72
N86LF2AP		12.60	16.20	18.30	21.90	251.81
N86LF2APX	Accent	0.40	0.60	1.00	1.60	7.75
	Seat	1.70	2.30	2.80	3.10	33.76
	Back	2.40	3.70	5.20	5.50	47.6
	Extreme	5.10	5.70	6.40	8.50	101.83
	Back Accent	4.80	5.20	5.20	6.60	94.64
N86LF2AT		12.06	13.00	14.80	17.00	240.19
N86LF2ATX	Seat	1.72	2.30	2.80	3.10	34.31
	Upholstery	10.42	11.20	12.40	15.50	207.54
N86LF3A		7.70	11.00	13.20	17.00	152.75
N86LF3AX	Accent	1.30	2.00	2.80	4.60	25.46
	Seat	2.20	3.20	4.00	4.60	44.28
	Back	2.50	3.70	4.30	5.40	50.36
	Extreme	2.80	3.30	3.90	5.10	55.34
N86LF3AP		17.00	21.90	23.80	29.00	339.26
N86LF3APX	Accent	0.50	0.90	1.30	2.10	10.52
	Seat	2.20	3.20	4.00	4.60	44.28
	Back	3.00	4.80	5.90	7.40	60.32
	Extreme	6.30	7.00	7.90	10.00	126.18
	Back Accent	5.90	6.40	6.40	8.00	117.88
N86LF3AT		15.70	17.60	20.00	23.00	312.10
N86LF3ATX	Seat	2.20	3.10	4.00	4.60	43.10
	Upholstery	13.50	14.60	16.10	20.00	269.70
N86NK1PL		9.67	10.00	12.10	13.80	192.60
N86NK1PLX	Extreme Back	4.69	4.90	5.70	6.30	93.53
	Back Accent	5.08	5.40	6.60	9.30	101.28
N86PVSVT3636L, N86PVSVT3666L, N86PVST3636L, N86PVST3666L		3.25	3.50	3.90	6.30	64.75
N86PVSVT3636LX, N86PVSVT3666LX, N86PVST3636LX, N86PVST3666LX	Extreme Back	1.64	1.80	2.00	2.30	32.65
	Back Accent	1.72	1.90	3.90	4.30	34.31
N86PVECR, N86PVECL		4.69	5.10	6.30	8.80	93.53
N86PVECRX, N86PVECLX	Extreme Back	1.64	3.40	3.90	4.30	32.65
	Back Accent	3.28	3.50	4.20	6.30	65.31
N86PD1TLP, N86PD1TRP		9.50	11.00	12.90	18.60	189.28
N86PD1TLPX, N86PD1TRPX	Accent	0.40	0.60	1.00	1.60	7.75
	Seat	1.10	1.40	1.90	2.10	22.14
	Back	1.60	2.40	2.80	3.20	32.65
	Extreme	3.90	4.40	5.50	9.00	76.93
	Back Accent	3.60	3.90	4.00	5.00	71.95

COM YARDAGE REQUIREMENTS

COM YARDAGE REQUIREMENTS (54" WIDTH – CUT UP THE ROLL)

MODEL	RAILROADED Contact customer service 800-482-1717 for ydg requirements	NON DIRECTIONAL OR SOLID	1"-4" REPEAT	5"-11" REPEAT	12"-18" REPEAT	COL SQUARE FEET
			4" VERTICAL X 4" HORIZONTAL	11" VERTICAL X 11" HORIZONTAL	18" VERTICAL X 18" HORIZONTAL	
If repeat is larger than 18", contact Customer Service to confirm the correct amount of yardage required						
N86PVE, N86PVS		2.50	2.80	3.00	4.00	49.81
N86PVEX, N86PVSX	Back Accent Extreme	1.30 1.30	1.50 1.60	1.50 2.70	2.00 2.50	24.9 26.57
N86T2929ENL, N86T2929ENS, N86TA29EL, N86TA29ES, N86TE29EL, N86TE29ES, N86TS29EL, N86TS29ES		0.70	1.00	1.60	2.60	13.84
N86TA10CL, N86TA10CS, N86TA10CTLL, N86TA10CTRL, N86TE10CL, N86TE10CS, N86TE10CTLL, N86TE10CTRL, N86TS10CL, N86TS10CS, N86TS10CTLL, N86TS10CTRL		0.40	0.60	1.00	2.00	8.3
N86TA10NL, N86TA10NS, N86TE10NL, N86TE10NS, N86TS10NL, N86TS10NS		0.80	1.50	2.20	3.60	15.5