

---

# CINCH

**GUEST**

Product Specifications	50
Textiles and Options	51
Product Pages	52
Guest/Stools	55

**TASK**

Product Specifications	56
Textiles and Options	57
Product Pages	58

**BEAM**

Product Specifications	59
Textiles and Options	60
Configurations	64
Product Pages	61
COM Yardage Requirements	65

**CINCH GUEST PRODUCT SPECIFICATIONS**

**FRAME CONSTRUCTION**

- Legs are made of 1¼" x ⅝" thick steel for strength and durability
- Cross members are constructed of ¾" x 15-gauge thick steel
- Leg is joined to cross member bar with metal inert gas (MIG) welds
- Back support brackets utilize ⅝" thick steel plates

**SEAT AND BACK CONSTRUCTION**

- Contoured, injection molded polypropylene seat and back
- Seat and backrest are attached to the frame with screws

**UPHOLSTERED SEAT CONSTRUCTION**

- ½" foam

**ARM REST**

- Die-cast aluminum arm upright covered with an (ABS) black plastic arm cap
- Can be easily installed or removed with an Allen wrench

**STANDARD AND OVERSIZED TABLET ARMS**

- Black 3D Laminate MDF hinged surface with radius edge mounted on V-shaped arm rest
- Available as left-handed or right-handed
- Can be easily installed or removed with an Allen wrench

**GANGING BRACKET–STACKER**

- Chair is equipped with simple to align and easy to assemble ganging device; works for ganging non-mobile armless to armless
- Separate metal ganging bracket (N45GB) can be specified when ganging non-mobile arm, armless, or tablet arm models
- N45GB comes with a display card for row and seat indication
- Ganging not recommended for mobile models
- Offered in black only

**BOOKRACK**

- Made of ⅝" and ¼" steel wire
- For convenient storage use, installs easily with simple clip-on method
- Offered in black only

**GLIDES**

- Durable hard black nylon glides are standard
- Become scratch-resistant protectors when stacking chairs
- Soft glides are available for an additional upcharge

**CASTERS**

- Durable casters work on multiple surfaces

**TRANSPORT DOLLY**

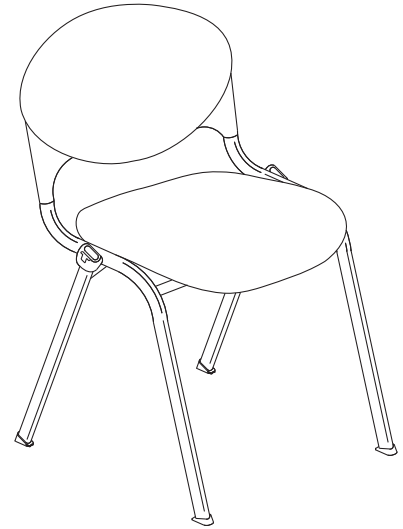
- 1" x 16-gauge tubular steel handle, 1¼" x 16-gauge tubular steel base
- 4" wheels with locks
- Foldable handle allows for storage
- Transport dolly not necessary for mobile models

**FINISH**

- Cinder and Platinum Metallic frames are finished with electrostatically baked-on powder coat paint

**STACKING CAPABILITIES**

CINCH MODEL	STACKED ON FLOOR	STACKED ON DOLLY
Plastic Stacker	15 High	12 High
Plastic Stacker w/Arms	5 High	N/A
Plastic Stacker w/ Small Tablet Arm	4 High	Not Recommended
Plastic Stacker w/ Large Tablet Arm	Not Recommended	Not Recommended
Mobile Stacker	12 High	No Dolly Needed
Mobile Stacker w/Arms	4 High	N/A
Mobile Stacker w/ Small Tablet Arm	3 High	Not Recommended
Mobile Stacker w/ Large Tablet Arm	Not Recommended	Not Recommended
Plastic Stacker w/Arms Upholstered Seats	Stacking Not Recommended	Stacking Not Recommended



**TEXTILES**

Grade 1	Cali
	Entwine
	Input
	Melange
	Ridge
	Spark
	Vessel
	Zig Zag

Grade 2	Bliss
	Brilliant
	COM
	Dolce
	Dorset
	Intuition
	Pixie
	Sedona
Stancil	
Strand	

Grade 3	COL
	Silvertex

Grade 4	Connect Four
	Masquerade

Grade 5	Mode
---------	------

Grade 6	Essence/Ultraleather
---------	----------------------

Grade 7	Brisa
	Brisa Distressed
	Reef Pro
	Silica
	Silica Etch
Tottori	

Grade L7	Davenport
----------	-----------

Grade L8	Florence
----------	----------

**PLASTIC COLORS**

P10	Black
P03	Blue
P11	Blueberry
P19	Brownie
P07	Currant
P12	Lemon
P14	Lime
P08	Marshmallow
P06	Pebble
P02	Red

**FRAME COLORS**

462	Cinder
501	Platinum Metallic

**CASTERS**

STD	Hard (standard)
C4	Soft (add \$37 list per chair)

**GLIDES**

STD	Standard
C30	Soft (add \$25 list per chair)



Shaded models are available through our Quick Delivery program and will be delivered within 10 days or less. Shaded models that feature the 48 icon will ship within 48 hours (48). See page 8 for additional program information.

**TO ORDER, SPECIFY:**

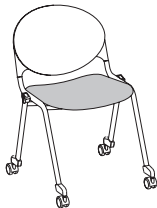
1. Model Number
2. Back Plastic Color
3. Seat Textile Grade / Cover Number (when applicable)
4. Seat Plastic Color (when applicable)
5. Frame Color
6. Casters (mobile models only)
7. Glides (static models only)

• See page 51 for Cinch options  
See page 65 for COM textile yardage

**PLASTIC STACKER ARMLESS**



Plastic Seat



Upholstered Seat

**MODEL NO.**

**GRADE / LIST PRICE**

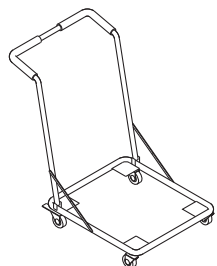
MODEL NO.	DESCRIPTION	GRADE	LIST PRICE	1	2/COM	3/COL	4	5	6	7	L7	L8
N45APR	Package of 1, Plastic, Static	\$	382									
QN45APR	Package of 1, Plastic, Static		382									
N45AP	Package of 4, Plastic, Static		1160									
QN45AP	Package of 4, Plastic, Static		1160									
N45BPR	Package of 1, Plastic, Mobile	\$	514									
QN45BPR	Package of 1, Plastic, Mobile		514									
N45BP	Package of 4, Plastic, Mobile		1566									
QN45BP	Package of 4, Plastic, Mobile		1566									
N45AUR	Package of 1, Upholstered, Static	\$	641	653	658	667	676	692	714	815	848	
QN45AUR	Package of 1, Upholstered, Static		641	653	658	667	676	692	714			
N45AU	Package of 4, Upholstered, Static		1947	1994	2016	2050	2087	2152	2238	2644	2774	
QN45AU	Package of 4, Upholstered, Static		1947	1994	2016	2050	2087	2152	2238			
N45BUR	Package of 1, Upholstered, Mobile	\$	775	787	792	801	810	826	848	949	982	
QN45BUR	Package of 1, Upholstered, Mobile		775	787	792	801	810	826	848			
N45BU	Package of 4, Upholstered, Mobile		2351	2398	2420	2454	2491	2556	2642	3048	3178	
QN45BU	Package of 4, Upholstered, Mobile		2351	2398	2420	2454	2491	2556	2642			

**DIMENSIONS**

Width	21¾	Seat Height	18	Back Height	16½	Weight (1)	18
Depth	25¾	Seat Depth	17¾	Back Width	18½	Cubic Ft. (1)	13
Height	31	Seat Width	17¾			Weight (4) - Static	65
						Weight (4) - Mobile	72
						Cubic Ft. (4)	20

- Ordering (1) of model N45BP or N45BU will result in (1) carton being shipped, containing (4) chairs
- Pricing, weight and cubic ft. shown are per carton
- Each carton must have the same options
- Caster model not recommended for ganging
- Platinum Metallic frame option available for a \$43 list upcharge per chair (\$172 for package of 4)
- Soft glide option available for a \$25 list upcharge per chair (\$100 for package of 4)
- Soft caster option available for a \$37 list upcharge per chair (\$148 for package of 4)

**TRANSPORT DOLLY**



N45TD	Black	\$	691
-------	-------	----	-----

**DIMENSIONS**

Width	25¾	Weight	31
Depth	35½	Cubic Ft.	4.28
Height	38¾		

- Specify model number only
- For use with non-mobile plastic stacker
- Transport dolly is not needed for the mobile stacker; the weight of the stacked chairs will engage the casters for easy transport



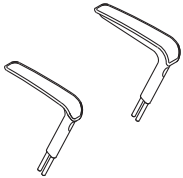
Shaded models are available through our Quick Delivery program and will be delivered within 10 days or less. Shaded models that feature the 48 icon will ship within 48 hours (48). See page 8 for additional program information.

**TO ORDER, SPECIFY:**

• See page 51 for Cinch options

1. Model Number

**ARMS**



**MODEL NO.**

**LIST PRICE**

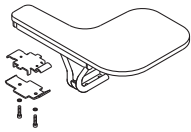
N45MAR	Platinum Metallic	\$ 226	Package of 1 Pair
N45MA	Platinum Metallic	740	Package of 4 Pairs
N45MMR	Cinder	185	Package of 1 Pair
N45MM	Cinder	555	Package of 4 Pairs

**DIMENSIONS** (Installed on Chair)

Width	22½	Seat Height	18	Seat Width	17¾	Weight (1)	5
Depth	25¼	Seat Depth	17¾	Arm Height	26	Cubic Ft. (1)	0.5
Height	31					Weight (4)	12
						Cubic Ft. (4)	0.73

- Ordering (1) of model N45MA or N45MM will result in (1) carton being shipped, containing (4) arm sets
- Pricing, weight and cubic ft. shown are per carton
- For use with Cinch stacking chair

**STANDARD TABLET ARM**



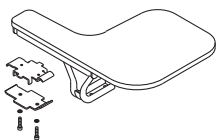
N45RTR	Right-Handed (as seated)	\$ 270	Package of 1
N45RT	Right-Handed (as seated)	809	Package of 4
N45LTR	Left-Handed (as seated)	270	Package of 1
N45LT	Left-Handed (as seated)	809	Package of 4

**DIMENSIONS** (Installed on Chair)

Width	25	Seat Height	18	Seat Width	17¾	Weight (1)	11
Depth	28	Seat Depth	17¾	Arm Height	28½	Cubic Ft. (1)	0.81
Height	31					Weight (4)	44
						Cubic Ft. (4)	2.5

- Ordering (1) of model N45RT or N45LT will result in (1) carton being shipped, containing (4) tablets
- P-shaped writing surface is 14¼" W x 10½" D
- Pricing, weight and cubic ft. shown are per carton
- Available in black only
- For use with Cinch stacking chair

**OVERSIZED TABLET ARM**



N45RT2R	Right-Handed (as seated)	\$ 403	Package of 1
N45RT2	Right-Handed (as seated)	1222	Package of 4
N45LT2R	Left-Handed (as seated)	403	Package of 1
N45LT2	Left-Handed (as seated)	1222	Package of 4

**DIMENSIONS** (Installed on Chair)

Width	25	Seat Height	18	Seat Width	17¾	Weight (1)	13
Depth	29½	Seat Depth	17¾	Arm Height	28½	Cubic Ft. (1)	0.81
Height	31					Weight (4)	61
						Cubic Ft. (4)	2.5

- Ordering (1) of model N45RT2 or N45LT2 will result in (1) carton being shipped, containing (4) tablets
- Oversized P-shaped writing surface is 16½" W x 12" D
- Pricing, weight and cubic ft. shown are per carton
- Available in black only
- For use with Cinch stacking chair



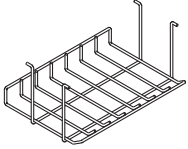
Shaded models are available through our Quick Delivery program and will be delivered within 10 days or less. Shaded models that feature the 48 icon will ship within 48 hours (48). See page 8 for additional program information.

**TO ORDER, SPECIFY:**

• See page 51 for Cinch options

1. Model Number

**BOOKCRACK**



**MODEL NO.**

**LIST PRICE**

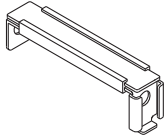
N45BKR	Black	\$ 124	Package of 1
N45BK	Black	372	Package of 4

**DIMENSIONS**

Width	17	Weight (1)	4
Depth	12¼	Cubic Ft. (1)	0.5
Height	7¾	Weight (4)	10
		Cubic Ft. (4)	1.5

- Ordering (1) of model N45BK will result in (1) carton being shipped, containing (4) bookcracks
- Pricing, weight and cubic ft. shown are per carton
- For use with Cinch stacking chair

**GANGING BRACKET**



N45GB	Black	\$ 387	Package of 20
-------	-------	--------	---------------

**DIMENSIONS**

Width	4½	Weight	6
Depth	1	Cubic Ft.	0.10
Height	1¾		

- For use with non-mobile plastic stacker
- Only required if ganging arm or tablet models or in case additional space is needed between armless models
- Ordered and shipped (20) ganging brackets per carton
- Pricing, weight and cubic ft. shown are per carton
- Ordering (1) of model N45GB will result in (1) carton being shipped, containing (20) ganging brackets
- Bracket features a label for chair numbering



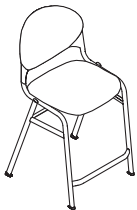
Shaded models are available through our Quick Delivery program and will be delivered within 10 days or less. Shaded models that feature the 48 icon will ship within 48 hours (48). See page 8 for additional program information.

**TO ORDER, SPECIFY:**

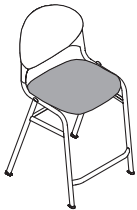
1. Model Number
2. Back Plastic Color
3. Seat Textile Grade / Cover Number (when applicable)
4. Seat Plastic Color (when applicable)
5. Frame Color
6. Glides (static models only)

- See page 51 for Cinch options
- See page 65 for COM textile yardage

**COUNTER HEIGHT STOOL**



Plastic Back  
Plastic Seat



Plastic Back  
Upholstered Seat

**MODEL NO.**

**GRADE / LIST PRICE**

**PLASTIC**

N45CCP	Package of 1	\$	695
QN45CCP	Package of 1		695
N45CC2P	Package of 2		1392
QN45CC2P	Package of 2		1392

**UPHOLSTERED SEAT**

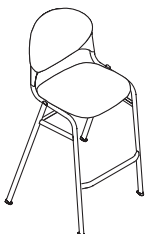
		1	2/COM	3/COL	4	5	6	7	L7	L8	
N45CCU	Package of 1	\$	890	915	927	945	966	1001	1047	1265	1335
QN45CCU	Package of 1		890	915	927	945	966	1001	1047		
N45CC2U	Package of 2		1779	1804	1816	1834	1855	1890	1936	2154	2224
QN45CC2U	Package of 2		1779	1804	1816	1834	1855	1890	1936		

**DIMENSIONS**

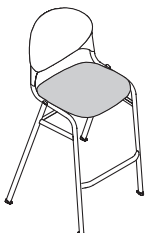
Width	20½	Seat Height	24¼	Back Height	17½	Weight (1)	25
Depth	21¼	Seat Depth	17%	Back Width	19	Cubic Ft. (1)	12.2
Height	38%	Seat Width	17%			Weight (2)	42
						Cubic Ft. (2)	14.7

- Platinum Metallic frame option available for a \$52 list upcharge per chair
- Stools cannot be used with arms, tablet arms, bookracks or ganging brackets
- Soft glide option available for a \$25 list upcharge per chair

**BAR HEIGHT STOOL**



Plastic Back  
Plastic Seat



Plastic Back  
Upholstered Seat

**PLASTIC**

N45CBP	Package of 1	\$	695
QN45CBP	Package of 1		695
N45CB2P	Package of 2		1392
QN45CB2P	Package of 2		1392

**UPHOLSTERED SEAT**

		1	2/COM	3/COL	4	5	6	7	L7	L8	
N45CBU	Package of 1	\$	890	915	927	945	966	1001	1047	1265	1335
QN45CBU	Package of 1		890	915	927	945	966	1001	1047		
N45CB2U	Package of 2		1779	1804	1816	1834	1855	1890	1936	2154	2224
QN45CB2U	Package of 2		1779	1804	1816	1834	1855	1890	1936		

**DIMENSIONS**

Width	20%	Seat Height	30%	Back Height	17	Weight (1)	27
Depth	22½	Seat Depth	17%	Back Width	19	Cubic Ft. (1)	16.5
Height	44¼	Seat Width	17%			Weight (2)	46
						Cubic Ft. (2)	19.5

- Platinum Metallic frame option available for a \$52 list upcharge per chair
- Stools cannot be used with arms, tablet arms, bookracks or ganging brackets
- Soft glide option available for a \$25 list upcharge per chair

## CINCH

### CINCH TASK PRODUCT SPECIFICATIONS

#### FRAME CONSTRUCTION

- Frame is made of 1¼" x ⅝" thick steel for strength and durability
- Seat pan frame constructed of 10-gauge thick steel
- Back support brackets utilize ⅜" thick steel plates

#### SEAT AND BACK CONSTRUCTION

- Contoured, injection molded polypropylene seat and back
- Seat and backrest are attached to the frame with screws

#### UPHOLSTERED SEAT CONSTRUCTION

- ½" foam

#### ARM REST

- Die-cast aluminum arm upright covered with an (ABS) black plastic arm cap

#### CONTROL

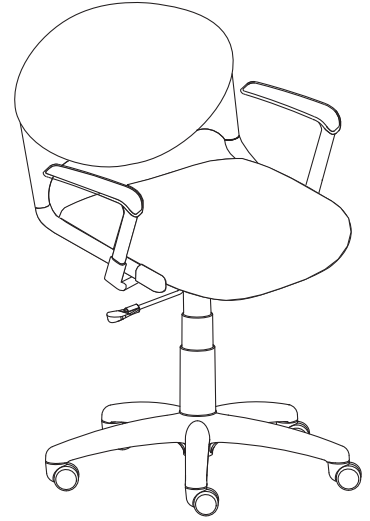
- Swivel control
- The pneumatic gas cylinder lift allows the seat to raise and lower

#### BASE AND CASTERS

- Nylon 5-prong base features glass filled nylon for beauty and a long life
- Black, hard double wheel casters, which work on multiple surfaces, are standard
- Black, soft double wheel casters are available for use on hard floors; upcharge applies to this option
- Platinum Metallic option features a cast aluminum base

#### FINISH

- Cinder and Platinum Metallic frames are finished with electrostatically baked-on powder coat paint





**TEXTILES**

Grade 1	Cali
	Entwine
	Input
	Melange
	Ridge
	Spark
	Vessel
	Zig Zag

Grade 2	Bliss
	Brilliant
	COM
	Dolce
	Dorset
	Intuition
	Pixie
	Sedona
Stancil	
Strand	

Grade 3	COL
	Silvertex

Grade 4	Connect Four
	Masquerade

Grade 5	Mode
---------	------

Grade 6	Essence/Ultraleather
---------	----------------------

Grade 7	Brisa
	Brisa Distressed
	Reef Pro
	Silica
	Silica Etch
Tottori	

Grade L7	Davenport
----------	-----------

Grade L8	Florence
----------	----------

**PLASTIC COLORS**

P10	Black
P03	Blue
P11	Blueberry
P19	Brownie
P07	Currant
P12	Lemon
P14	Lime
P08	Marshmallow
P06	Pebble
P02	Red

**FRAME COLORS**

462	Cinder
501	Platinum Metallic

**CASTERS**

C15	Hard (standard)
C2	Soft (add \$37 list)





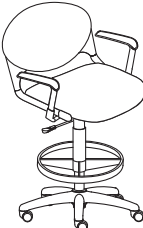
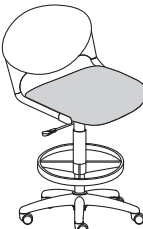
Shaded models are available through our Quick Delivery program and will be delivered within 10 days or less. Shaded models that feature the 48 icon will ship within 48 hours (48). See page 8 for additional program information.

**TO ORDER, SPECIFY:**

1. Model Number
2. Back Plastic Color
3. Seat Textile Grade / Cover Number (when applicable)
4. Seat Plastic Color (when applicable)
5. Frame Color
6. Casters

• See page 57 for Cinch options  
See page 65 for COM textile yardage

TASK	MODEL NO.	GRADE / LIST PRICE										
 Arms - Plastic Back Plastic Seat	<b>PLASTIC</b>											
	N45HP	Arms										\$ 911
	QN45HP	Arms										911
	N45HPL	Armless										737
	QN45HPL	Armless										737
 Armless - Plastic Back Upholstered Seat	<b>UPHOLSTERED SEAT</b>											
			1	2/COM	3/COL	4	5	6	7	L7	L8	
	N45HU	Arms	\$ 1101	1113	1118	1127	1136	1152	1174	1275	1308	
	QN45HU	Arms	1101	1113	1118	1127	1136	1152	1174			
N45HUL	Armless	928	940	945	954	963	979	1001	1102	1135		
QN45HUL	Armless	928	940	945	954	963	979	1001				
	<b>DIMENSIONS</b>											
Arm Width	24½	Seat Height	15½-20¼	Arm Height	23¼-28¼	Arm Weight	31					
Armless Width	24½	Seat Depth	17¾	Back Height	16½	Armless Weight	27					
Depth	23½	Seat Width	17¾	Back Width	18½	Cubic Ft.	14.3					
Height	29¾-34¾											
• Platinum Metallic frame option with cast aluminum base available for a \$163 list upcharge												

TASK STOOL	MODEL NO.	GRADE / LIST PRICE										
 Arms - Plastic Back Plastic Seat	<b>PLASTIC</b>											
	N45JP	Arms										\$ 1101
	QN45JP	Arms										1101
	N45JPL	Armless										928
	QN45JPL	Armless										928
 Armless - Plastic Back Upholstered Seat	<b>UPHOLSTERED SEAT</b>											
			1	2/COM	3/COL	4	5	6	7	L7	L8	
	N45JU	Arms	\$ 1291	1303	1308	1317	1326	1342	1364	1465	1498	
	QN45JU	Arms	1291	1303	1308	1317	1326	1342	1364			
N45JUL	Armless	1118	1130	1135	1144	1153	1169	1191	1292	1325		
QN45JUL	Armless	1118	1130	1135	1144	1153	1169	1191				
	<b>DIMENSIONS</b>											
Arm Width	24½	Seat Height	21¾-31¾	Arm Height	29¾-39¾	Arm Weight	41					
Armless Width	24½	Seat Depth	17¾	Back Height	16½	Armless Weight	36					
Depth	23½	Seat Width	17¾	Back Width	18½	Cubic Ft.	16.7					
Height	36¾-46¾											
• Platinum Metallic frame option with cast aluminum base available for a \$163 list upcharge												

## CINCH BEAM PRODUCT SPECIFICATIONS

### BEAM FRAME CONSTRUCTION

- Frame features 1½" x 3¼" rectangular steel tube for strength and durability
- Leg uprights feature 1½" x 3¼" oval steel tube

### CHAIR KIT CONSTRUCTION

- Frame is made of 1¼" x ⅝" thick steel for strength and durability
- Cross members are constructed of ¾" x 15-gauge thick steel
- Back support brackets utilize ⅝" thick steel plates

### SEAT AND BACK CONSTRUCTION

- Contoured, injection molded polypropylene seat and back
- Seat features metal attachment plate for strength and durability
- Backrest is attached to the frame with screws

### UPHOLSTERED SEAT CONSTRUCTION

- ½" foam

### ARM REST

- Die-cast aluminum arm upright covered with a black urethane arm cap

### TABLET ARMS

- ¾" thick black laminated MDF hinged surface mounted on die-cast aluminum V-shaped arm rest
- 21" W x 13½" D writing surface
- Available as right-handed only

### TABLE

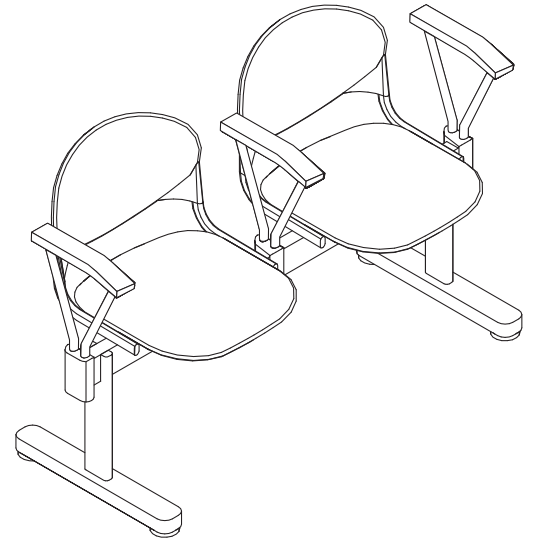
- ¾" thick black 3D Laminate MDF surface
- 17¾" x 17¾" writing surface

### GLIDES

- Durable hard black nylon adjustable glides are standard
- Soft glides are available for an additional upcharge

### FINISH

- Cinder and Platinum Metallic frames are finished with electrostatically baked-on powder coat paint



## CINCH

## TEXTILES

Grade 1	Cali
	Entwine
	Input
	Melange
	Ridge
	Spark
	Vessel
	Zig Zag

Grade 2	Bliss
	Brilliant
	COM
	Dolce
	Dorset
	Intuition
	Pixie
	Sedona
Stancil	
Strand	

Grade 3	COL
	Silververtex

Grade 4	Connect Four
	Masquerade

Grade 5	Mode
---------	------

Grade 6	Essence/Ultraleather
---------	----------------------

Grade 7	Brisa
	Brisa Distressed
	Reef Pro
	Silica
	Silica Etch
	Tottori

Grade L7	Davenport
----------	-----------

Grade L8	Florence
----------	----------

## PLASTIC COLORS

P10	Black
P03	Blue
P11	Blueberry
P19	Brownie
P07	Currant
P12	Lemon
P14	Lime
P08	Marshmallow
P06	Pebble
P02	Red

## FRAME COLORS

462	Cinder
501	Platinum Metallic



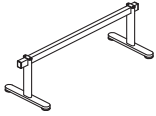
Shaded models are available through our Quick Delivery program and will be delivered within 10 days or less. Shaded models that feature the 48 icon will ship within 48 hours (48). See page 8 for additional program information.

**TO ORDER, SPECIFY:**

• See page 60 for Cinch options

1. Model Number

**2-SEAT BEAM**



**MODEL NO.**

**LIST PRICE**

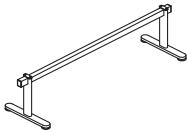
N45K2B	Black	\$ 781
N45K2P	Platinum Metallic	816

**DIMENSIONS**

Width	48	Weight	23.5
Depth	23	Cubic Ft.	1.25

- Beams can be configured by using any combination of chair, table, tablet and arm kits

**3-SEAT BEAM**



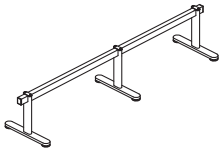
N45K3B	Black	\$ 1126
N45K3P	Platinum Metallic	1179

**DIMENSIONS**

Width	72	Weight	25
Depth	23	Cubic Ft.	1.35

- Beams can be configured by using any combination of chair, table, tablet and arm kits

**4-SEAT BEAM**



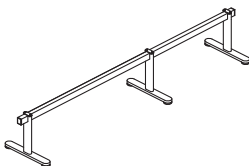
N45K4B	Black	\$ 1473
N45K4P	Platinum Metallic	1526

**DIMENSIONS**

Width	96	Weight	35
Depth	23	Cubic Ft.	2.21

- Beams can be configured by using any combination of chair, table, tablet and arm kits

**5-SEAT BEAM**



N45K5B	Black	\$ 1816
N45K5P	Platinum Metallic	1870

**DIMENSIONS**

Width	120	Weight	37
Depth	23	Cubic Ft.	2.32

- Beams can be configured by using any combination of chair, table, tablet and arm kits



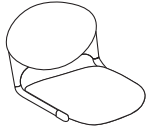
Shaded models are available through our Quick Delivery program and will be delivered within 10 days or less. Shaded models that feature the 48 icon will ship within 48 hours (48). See page 8 for additional program information.

**TO ORDER, SPECIFY:**

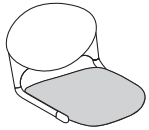
1. Model Number
2. Back Plastic Color
3. Seat Textile Grade / Cover Number (when applicable)
4. Seat Plastic Color (when applicable)
5. Frame Color

• See page 60 for Cinch options  
See page 65 for COM textile yardage

**BEAM CHAIR KITS**



Plastic



Upholstered

**MODEL NO.**

**GRADE / LIST PRICE**

**PLASTIC**

N45P1	1 - Chair Kit, Plastic	\$	475
QN45P1	1 - Chair Kit, Plastic		475
N45P2	2 - Chair Kit, Plastic		955
QN45P2	2 - Chair Kit, Plastic		955
N45P3	3 - Chair Kit, Plastic		1430
QN45P3	3 - Chair Kit, Plastic		1430

**UPHOLSTERED SEAT**

		1	2/COM	3/COL	4	5	6	7	L7	L8	
N45U1	1 - Chair Kit, Upholstered	\$	607	619	624	633	642	658	680	781	814
QN45U1	1 - Chair Kit, Upholstered		607	619	624	633	642	658	680		
N45U2	2 - Chair Kit, Upholstered		1213	1236	1247	1264	1283	1316	1359	1561	1626
QN45U2	2 - Chair Kit, Upholstered		1213	1236	1247	1264	1283	1316	1359		
N45U3	3 - Chair Kit, Upholstered		1816	1851	1868	1893	1921	1970	2034	2339	2436
QN45U3	3 - Chair Kit, Upholstered		1816	1851	1868	1893	1921	1970	2034		

**DIMENSIONS** (Installed on Beam)

Height	32½	Seat Height	18¾	Back Height	16½	1 Chair Kit	
Depth	23	Seat Depth	17¾	Back Width	18½	Weight	18
		Seat Width	17¾			Cubic Ft.	6.7
						2 Chair Kit	
						Weight	33
						Cubic Ft.	7.7
						3 Chair Kit	
						Weight	47
						Cubic Ft.	8.8

- Platinum Metallic frame option available for a \$43 list upcharge, per chair; 1-Chair Kit = \$43, 2-Chair Kit = \$86, 3-Chair Kit = \$129
- Chairs attach to the beam, hardware included



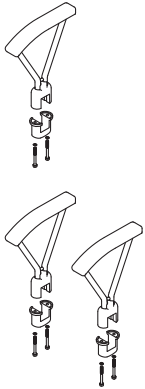
Shaded models are available through our Quick Delivery program and will be delivered within 10 days or less. Shaded models that feature the 48 icon will ship within 48 hours (48). See page 8 for additional program information.

**TO ORDER, SPECIFY:**

• See page 60 for Cinch options

1. Model Number
2. Back Plastic Color
3. Seat Textile Grade / Cover Number (when applicable)
4. Seat Plastic Color (when applicable)
5. Frame Color

**BEAM ARM KIT**



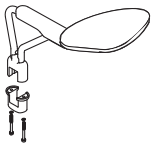
MODEL NO.		LIST PRICE
N45MBB	Black, Package of 1	\$ 217
N45MCB	Black, Package of 2	434
N45MBP	Platinum Metallic, Package of 1	271
N45MCP	Platinum Metallic, Package of 2	487

**DIMENSIONS** (Installed on Beam)

Arm Height	26¾		
		1 Arm Kit	
		Weight	6
		Cubic Ft.	0.50
		2 Arm Kit	
		Weight	10
		Cubic Ft.	0.60

- Arms attach to the beam with U-bracket, included in kit

**BEAM TABLET KIT**



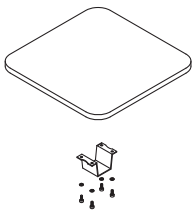
N45TB	Black	\$ 304
N45TP	Platinum Metallic	357

**DIMENSIONS** (Installed on Beam)

Tablet Height	28¾		
		Weight	11
		Cubic Ft.	0.81

- Tablet folds down to side of arm when not in use
- Right-handed tablet only
- Tablet arms attach to the beam with U-bracket, included in kit
- Tablet writing surface is 21" W x 13½" D

**BEAM TABLE KIT**



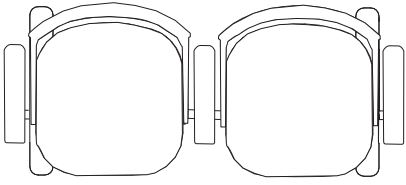
N45TAB	Black Bracket	\$ 475
N45TAP	Platinum Metallic Bracket	529

**DIMENSIONS** (Installed on Beam)

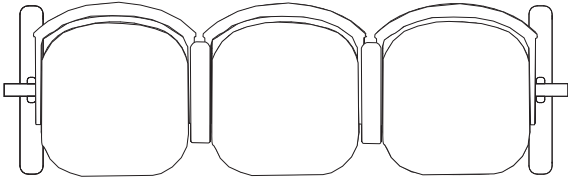
Table Height	18½		
Table Width	17¾		
Table Depth	17¾		
		Weight	20
		Cubic Ft.	1.12

- Tables attach to the beam with U-bracket, included in kit
- Black 3D Laminate surface

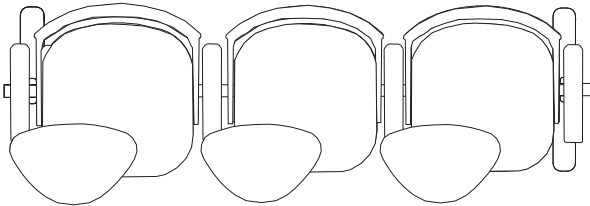
## CINCH BEAM CONFIGURATIONS



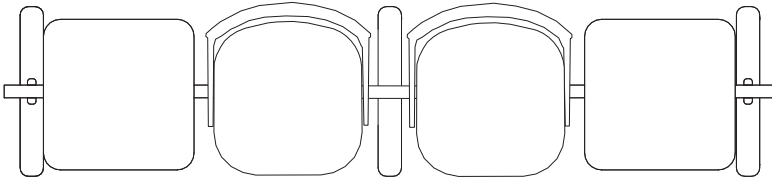
- 1) N45K2B 2-Seat Beam
- 1) N45P2 2-Chair Kit - Plastic
- 1) N45MBB Beam Arm Kit - package of 1
- 1) N45MCB Beam Arm Kit - package of 2



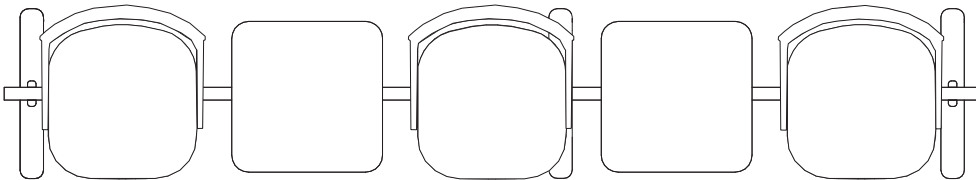
- 1) N45K3B 3-Seat Beam
- 1) N45P3 3-Chair Kit - Plastic
- 1) N45MCB Beam Arm Kit - package of 2



- 1) N45K3B 3-Seat Beam
- 1) N45P3 3-Chair Kit - Plastic
- 3) N45TB Beam Tablet Kit (right-handed only)
- 1) N45MBB Beam Arm Kit - package of 1



- 1) N45K4B 4-Seat Beam
- 1) N45P2 2-Chair Kit - Plastic
- 2) N45TAB Beam Table Kit



- 1) N45K5B 5-Seat Beam
- 1) N45P1 1-Chair Kit - Plastic
- 1) N45P2 2-Chair Kit - Plastic
- 2) N45TAB Beam Table Kit



## COM YARDAGE REQUIREMENTS

### COM YARDAGE REQUIREMENTS (54" WIDTH – CUT UP THE ROLL)

MODEL	RAILROADED Contact customer service 800-482-1717 for ydg requirements	NON DIRECTIONAL OR SOLID	1"-4" REPEAT	5"-11" REPEAT	12"-18" REPEAT	COL SQUARE FEET
			4" VERTICAL X 4" HORIZONTAL	11" VERTICAL X 11" HORIZONTAL	18" VERTICAL X 18" HORIZONTAL	
If repeat is larger than 18", contact Customer Service to confirm the correct amount of yardage required						
N45AUR, N45BUR, N45HU, N45HUL, N45JU, N45JUL, N45U1, N45U2		0.70	0.80	0.80	0.90	5
N45AU, N45BU, N45U3		1.30	1.50	1.40	4.00	24.5

GINCH

